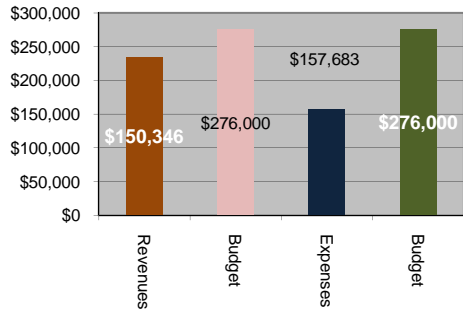


Garfield New Energy Communities Initiative Operations Statistics											2009 Totals	2009 Budget	
	Jan-09	Feb-09	Mar-09	Apr-09	May-09	Jun-09	Jul-09	Aug-09	Sep-09	Oct-09			
CLEER P.O. (Vendor #5180)													
Fin	P.O. Awarded		\$ 80,000									\$ 80,000	
Fin	Payments		\$ (19,320)	\$ (17,717)	\$ (26,439)	\$ (16,524)						\$ (80,000)	
Calc	Remaining Balance	\$ -	\$ -	\$ 60,680	\$ (17,717)	\$ (26,439)	\$ (16,524)	\$ -	\$ -	\$ -	\$ -	\$ -	
CLEER P.O. (Vendor #5180)													
Fin	P.O. Awarded					604,000						\$ 604,000	
Fin	Payments						\$ (30,415)	\$ (39,825)	\$ (30,978)	\$ (43,486)		\$ (144,704)	
Calc	Remaining Balance	\$ -	\$ -	\$ -	\$ -	\$ 604,000	\$ (30,415)	\$ (39,825)	\$ (30,978)	\$ (43,486)		\$ 459,296	
CL09001 - DOLA													
Fin	Grant Awarded		\$ 1,605,000									\$ 1,605,000	
Fin	Funds Received				\$ (37,037)	\$ (42,963)			\$ (71,896)			\$ (151,895)	
Calc	Grant Remaining	\$ -	\$ -	\$ 1,605,000	\$ -	\$ (37,037)	\$ (42,963)	\$ -	\$ -	\$ (71,896)	\$ -	\$ 1,453,105	
Exhibit D: DOLA (Revenues)													
							\$ 107,908						
Fin	1) Residential Programs and Services	7,500	69,000	60,000	5,250	8,596	15,628		25,250	15,325	27,765	234,314	\$ 276,000
Fin	2) Commercial Programs and Services	-	20,000	115,000	-	2,625	525		25,000	4,018	1,785	168,953	\$ 227,500
Fin	3) Geening Government	1,500	76,000	-	5,000	2,646	2,485			12,038	33,833	133,501	\$ 1,585,000
Fin	4) Renewable Energy	-	15,000	-	21,000	5,313	578			2,153	-	44,044	\$ 1,005,000
Fin	5) Energy Efficient Transp & Community Design	-	-	-	20,000	5,950	7,297			9,380	5,725	48,352	\$ 90,000
Fin	6) Sustainability Team and Clean Energy Financing	21,000	20,000	31,000	20,000	15,907	16,450			28,983	10,903	164,242	\$ 456,000
Calc	Revenues Subtotal	\$ 30,000	\$ 200,000	\$ 206,000	\$ 71,250	\$ 41,037	\$ 42,963	\$ -	\$ 50,250	\$ 71,896	\$ 80,010	\$ 793,406	\$ 3,639,500
Exhibit D: DOLA (Expenditures)													
Fin	1) Residential Programs and Services	7,500	-	-	8,596	20,876	45,000	10,905	9,932	37,269	17,606	157,683	\$ 276,000
Fin	2) Commercial Programs and Services	-	-	-	2,625	525	45,000	1,190	2,828	10,343	5,741	68,251	\$ 227,500
Fin	3) Geening Government	1,500	-	-	2,646	2,485	-	1,925	10,113	33,833	4,533	57,034	\$ 1,585,000
Fin	4) Renewable Energy	-	-	-	1,313	578	-	1,295	857	-	1,865	5,908	\$ 1,005,000
Fin	5) Energy Efficient Transp & Community Design	-	-	-	5,950	7,297	-	10,615	2,276	5,725	5,178	37,041	\$ 90,000
Fin	6) Sustainability Team and Clean Energy Financing	21,000	-	-	15,907	16,450	-	13,965	15,815	10,989	14,978	109,104	\$ 456,000
Calc	Expenditures Subtotal	\$ 30,000	\$ -	\$ -	\$ 37,037	\$ 48,211	\$ 90,000	\$ 39,895	\$ 41,821	\$ 98,158	\$ 49,900	\$ 435,021	\$ 3,639,500
Calc	Total	\$ -	\$ 200,000	\$ 206,000	\$ 34,213	\$ (7,174)	\$ (47,037)	\$ (39,895)	\$ 8,430	\$ (26,263)	\$ 30,110	\$ 358,384	\$ -
CL09002-GEO SOLAR REBATES GRANT(PO# 09-172)													
Fin	Grant Awarded		\$ 45,000									\$ 45,000	
Fin	Funds Received				\$ -			\$ (45,000)				\$ (45,000)	
Calc	Grant Remaining	\$ -	\$ 45,000	\$ -	\$ -	\$ -	\$ -	\$ (45,000)	\$ -	\$ -	\$ -	\$ -	
GEO SOLAR REBATES													
CLEER	Retrofit # of Homes	-	-	-	-	5	-	-	-	-	-	5	
CLEER	Amount of KW	-	-	-	-	16.6	-	-	-	-	-	16.6	
CLEER	Retrofit # of Commercial Buildings	-	-	-	-	3	-	-	-	-	-	3	
CLEER	Amount of KW	-	-	-	-	14.5	-	-	-	-	-	14.5	
GEO SOLAR REBATES GRANT (Revenues)													
Fin	GEO Revenues							\$ 45,000				\$ 45,000	
Fin	GWS Revenues			45,000								\$ 45,000	
Calc	Revenues Subtotal	\$ -	\$ -	\$ 45,000	\$ -	\$ -	\$ -	\$ -	\$ 45,000	\$ -	\$ -	\$ 90,000	\$ -
GEO SOLAR REBATES GRANT (Expenses)													
Fin	GWS - Private Residence					\$ (45,000)						\$ (45,000)	
Fin	GWS - Commercial Residence					\$ (45,000)						\$ (45,000)	
Calc	Expenditures Subtotal	\$ -	\$ -	\$ -	\$ -	\$ (90,000)	\$ -	\$ -	\$ -	\$ -	\$ -	\$ (90,000)	\$ -
Calc	Total	\$ -	\$ -	\$ 45,000	\$ -	\$ (90,000)	\$ -	\$ -	\$ 45,000	\$ -	\$ -	\$ -	\$ -
CL09003 - GEO ENERGY STAR HOMES (PO# 09-137)													
Fin	Grant Awarded	\$ 21,000										\$ 21,000	
Fin	Funds Received				\$ (5,250)			\$ (5,250)				\$ (10,500)	
Calc	Grant Remaining	\$ 21,000	\$ -	\$ -	\$ (5,250)	\$ -	\$ -	\$ (5,250)	\$ -	\$ -	\$ -	\$ 10,500	

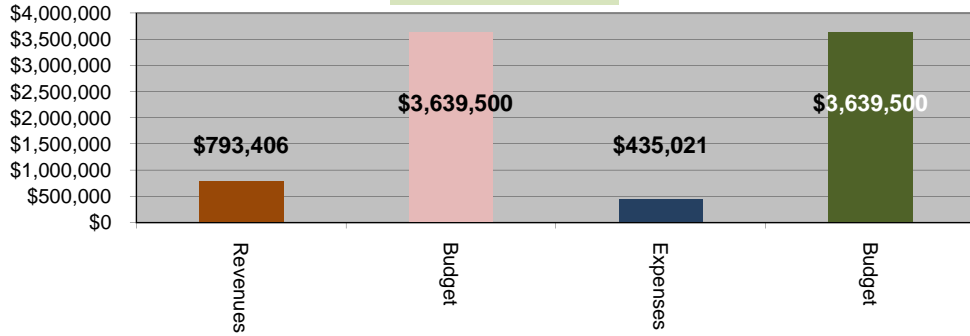
Garfield New Energy Communities Initiative Operations Statistics											2009 Totals	2009 Budget
	Jan-09	Feb-09	Mar-09	Apr-09	May-09	Jun-09	Jul-09	Aug-09	Sep-09	Oct-09		
GEO ENERGY STAR HOMES												
Fin	# of Homes	-	-	-	-	-	-	-	-	-	-	-
Fin	Amount of Energy Saved	-	-	-	-	-	-	-	-	-	-	-
GEO ENERGY STAR HOMES (Rev & Exp)												
Fin	Revenues				\$ 5,250			\$ 5,250				\$ 10,500
Fin	Expenses			\$ (683)	\$ (875)	\$ (2,000)	\$ (1,383)	\$ (1,963)	\$ (800)	\$ (2,336)	\$ (1,736)	\$ (11,774)
Calc	Total	\$ -	\$ -	\$ (683)	\$ 4,375	\$ (2,000)	\$ (1,383)	\$ (1,963)	\$ 4,450	\$ (2,336)	\$ (1,736)	\$ (1,274)
CL09004 - GEO INSULATE COLORADO												
Fin	Grant Awarded (\$17.5k-'09 & \$7.5k-'10)	\$ 25,000										\$ 25,000
Fin	Funds Received											\$ -
Calc	Grant Remaining	\$ 25,000	\$ -	\$ -	\$ -	\$ -	\$ -	\$ -	\$ -	\$ -	\$ -	\$ 25,000
GEO INSULATE COLORADO												
Fin	# of Homes	-	-	-	-	-	-	-	-	-	-	-
Fin	Amount of Energy Saved	-	-	-	-	-	-	-	-	-	-	-
GEO INSULATE COLORADO (Rev & Exp)												
Fin	Revenues											\$ -
Fin	Expenses				\$ (4,823)		\$ (570)		\$ (3,324)	\$ (715)		\$ (9,432)
Calc	Total	\$ -	\$ -	\$ -	\$ (4,823)	\$ -	\$ (570)	\$ -	\$ (3,324)	\$ (715)	\$ -	\$ (9,432)
CL09005 - GEO SOLAR HOT WATER												
Fin	Grant Awarded											\$ -
Fin	Funds Received											\$ -
Calc	Grant Remaining	\$ -	\$ -	\$ -	\$ -	\$ -	\$ -	\$ -	\$ -	\$ -	\$ -	\$ -
GEO SOLAR HOT WATER												
Fin	# of Homes	-	-	-	-	-	-	-	-	-	-	-
Fin	Amount of Hot Water Produced	-	-	-	-	-	-	-	-	-	-	-
GEO SOLAR HOT WATER (Rev & Exp)												
Fin	Revenues											\$ -
Fin	Expenses											\$ -
Calc	Total	\$ -	\$ -	\$ -	\$ -	\$ -	\$ -	\$ -	\$ -	\$ -	\$ -	\$ -
ELEMENTAL INCOME STATEMENT (\$K)												
Fin	Local Government Grants	30	-	406	26	4	-	-	-	-	-	466
Fin	Local Partner Grants (RFTA & Library)	-	-	-	40	-	-	-	-	-	-	40
Fin	Community Partner Grants	-	-	-	-	-	-	-	-	-	-	-
Fin	DOLA Proceeds	-	-	-	-	37	43	-	-	72	80	232
Fin	GEO Proceeds	-	-	-	5	-	-	-	50	-	-	55
Fin	Miscellaneous Revenue	-	-	-	-	-	-	-	-	-	-	-
Calc	Total Revenue	30	-	406	71	41	43	-	50	72	80	793
Fin	Project Management	(30)	-	-	(37)	(26)	(16)	(34)	(40)	(31)	(44)	(258)
Fin	Services	-	-	-	-	(6)	-	(5)	(1)	(1)	-	(13)
Fin	Supplies	-	-	-	-	(90)	-	(1)	-	(66)	(6)	(163)
Fin	Other Expenses + Treasurer Fee	-	-	-	-	-	-	-	-	-	-	-
Calc	Total Expenses	(30)	-	-	(37)	(122)	(16)	(40)	(41)	(98)	(50)	(434)
Calc	Fund Balance Increase/(Decrease)	-	-	406	34	(81)	27	(40)	9	(26)	30	359
Calc	LTD Fund Balance	-	-	406	440	359	386	346	355	329	359	359
SELECTED BALANCE SHEET ACCOUNTS (\$K)												
Fin	Cash in Bank Treasurer (M-end Balance)	-	-	301	294	252	236	341	349	323	279	279
Fin	A/R - MB (M-end Balance)	-	-	103	143	103	146	-	-	-	80	80

GARFIELD COUNTY CLEER COCKPIT CHART 2009

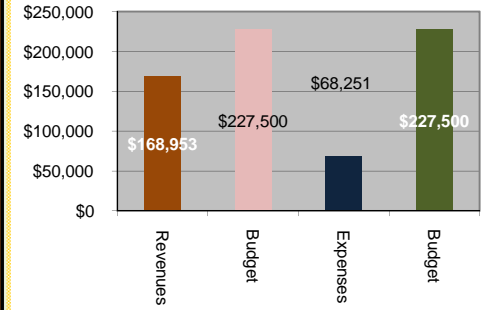
1). Residential Programs and Services



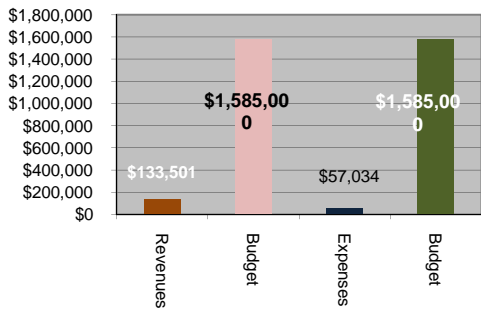
Total DOLA Grant



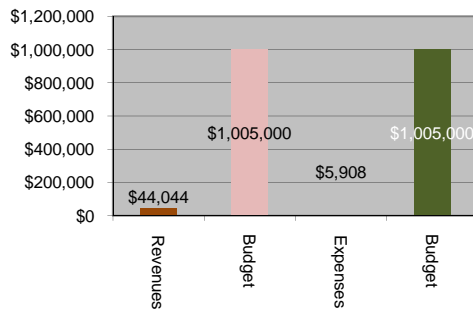
2). Commercial Programs and Services



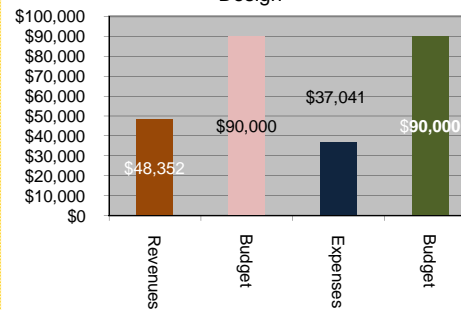
4). Greening Government



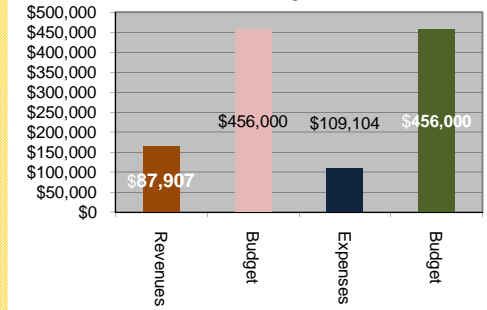
3). Renewable Energy



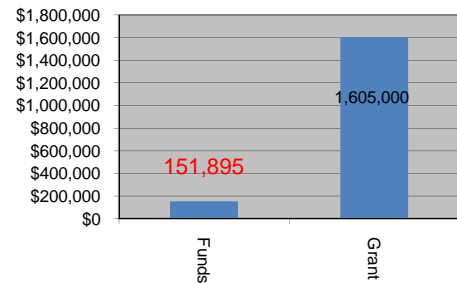
5). Energy Efficient Transp. & Community Design



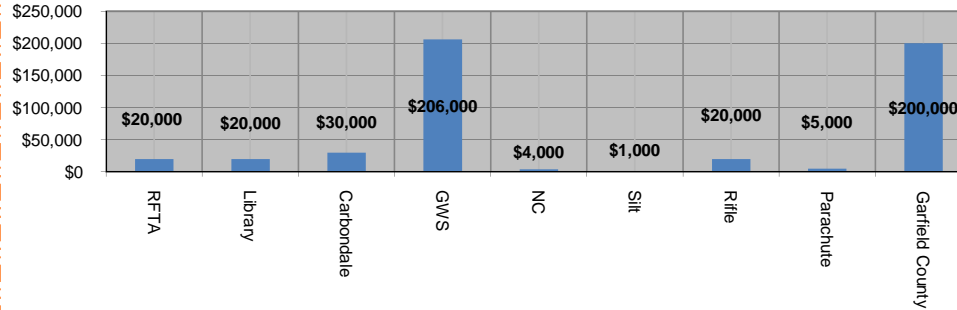
6). Sustainability Team and Clean Energy Financing



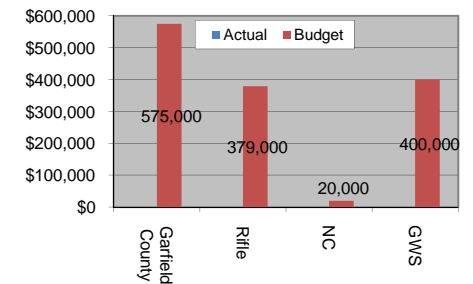
DOLA Reimbursement Grant



Local Cash Contribution

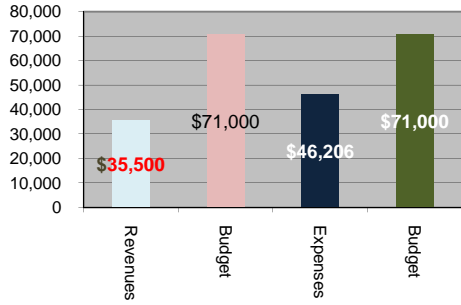


Local In-Kind Funds

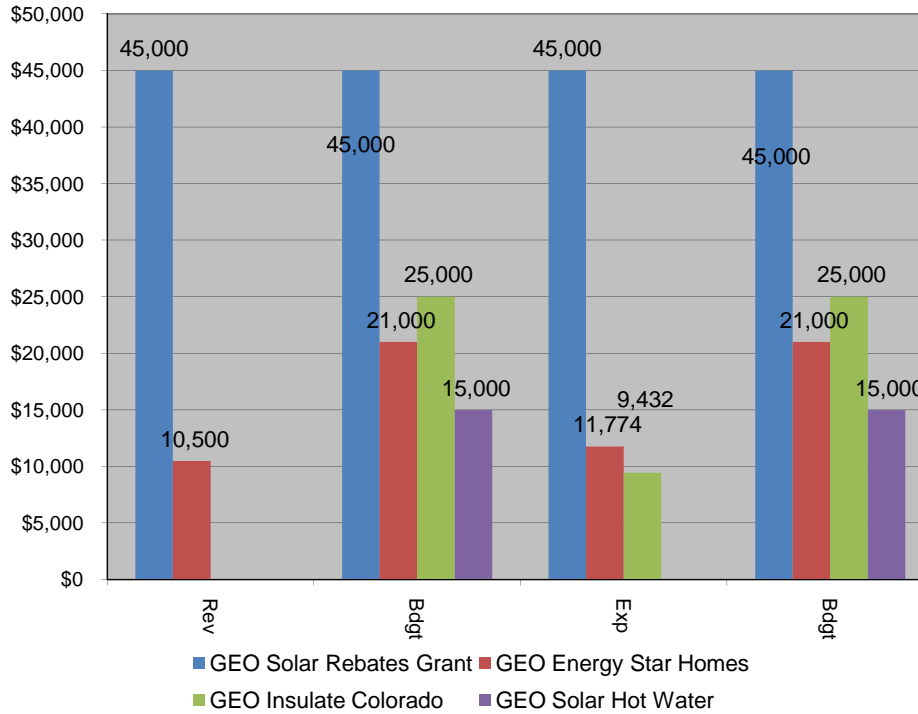


GARFIELD COUNTY CLEER COCKPIT CHART 2009

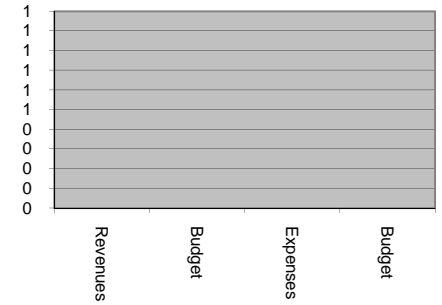
1). Residential Programs and Services



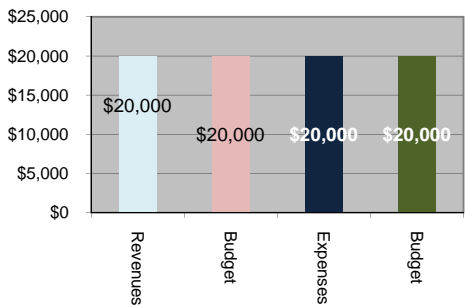
GEO Grants



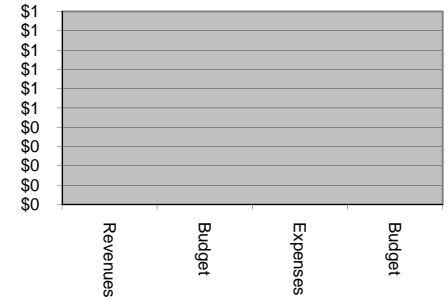
4). Greening Government



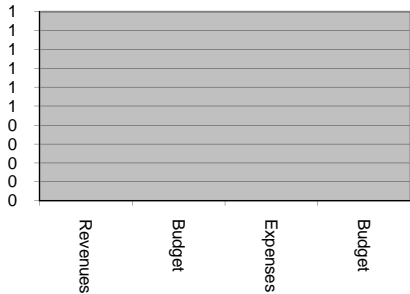
2). Commercial Programs and Services



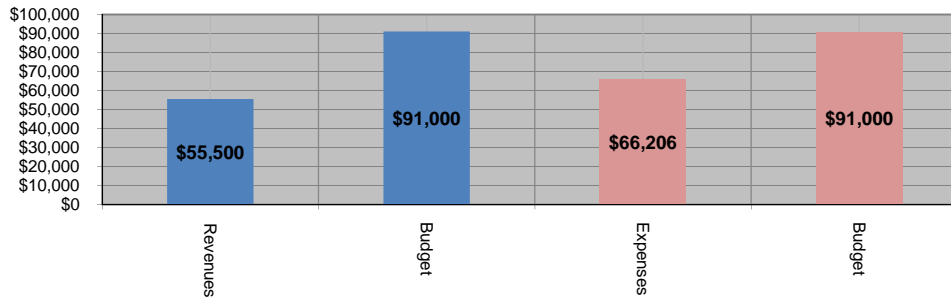
5). Energy Efficient Transp. & Community Design



3). Renewable Energy



Total GEO Grants



6). Sustainability Team and Clean Energy Financing

