

Garfield New Energy Communities Initiative  
Operations Statistics

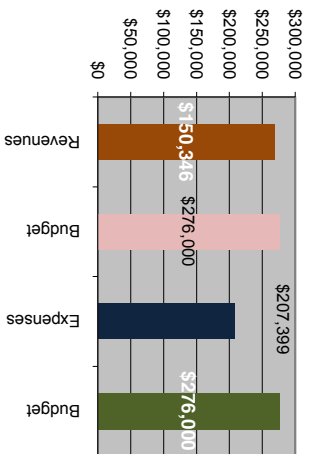
	Jan-09	Feb-09	Mar-09	Apr-09	May-09	Jun-09	Jul-09	Aug-09	Sep-09	Oct-09	Nov-09	Dec-09	2009 Totals	2009 Budget
<b>GLEER P.O. Vendor #5180</b>														
Fin P.O. Awarded			\$ 80,000										\$ 80,000	\$ 80,000
Fin Payments			\$ (19,320)	\$ (17,717)	\$ (26,439)	\$ (16,524)							\$ (80,000)	\$ (80,000)
<b>Calc Remaining Balance</b>			\$ 60,680	\$ (7,717)	\$ (26,439)	\$ (16,524)							\$ -	\$ -
<b>GLEER P.O. Vendor #5180</b>														
Fin P.O. Awarded						604,000							\$ 604,000	\$ 604,000
Fin Payments													\$ -	\$ -
<b>Calc Remaining Balance</b>						\$ 604,000							\$ 604,000	\$ 604,000
<b>CL09001 - DOLA</b>														
Fin Grant Awarded			\$ 1,605,000										\$ 1,605,000	\$ 1,605,000
Fin Funds Received													\$ (231,905)	\$ (231,905)
<b>Calc Grant Remaining</b>			\$ 1,605,000										\$ 1,373,095	\$ 1,373,095
<b>Exhibit D: DOLA (Revenues)</b>														
Fin 1) Residential Programs and Services	7,500	69,000	60,000	5,250	8,596	15,628	25,250	15,325	27,765	-	34,620	268,934	\$ 276,000	
Fin 2) Commercial Programs and Services	-	20,000	115,000	-	2,625	525	25,000	4,018	1,785	-	5,341	174,294	\$ 227,500	
Fin 3) Geening Government	1,500	76,000	-	5,000	2,646	2,485	12,038	33,833	17,338	-	17,338	150,839	\$ 1,585,000	
Fin 4) Renewable Energy	-	15,000	-	21,000	5,313	578	2,153	9,380	5,725	-	10,956	55,553	\$ 1,005,000	
Fin 5) Energy Efficient Transp & Community Design	-	-	-	20,000	5,950	7,297	9,380	5,725	10,956	-	10,956	59,308	\$ 90,000	
Fin 6) Sustainability, Team and Clean Energy Financing	21,000	20,000	31,000	20,000	15,907	16,450	28,983	10,903	83,573	-	83,573	247,815	\$ 456,000	
<b>Calc Revenues Subtotal</b>	\$ 30,000	\$ 200,000	\$ 206,000	\$ 71,250	\$ 41,037	\$ 42,963	\$ 50,250	\$ 71,896	\$ 80,010	\$ -	\$ 163,337	\$ 956,743	\$ 3,639,500	
<b>Exhibit D: DOLA (Expenditures)</b>														
Fin 1) Residential Programs and Services	7,500	-	-	8,596	20,876	45,000	10,905	9,932	37,269	17,606	13,412	36,304	207,399	\$ 276,000
Fin 2) Commercial Programs and Services	-	-	-	2,625	525	45,000	1,190	2,828	10,343	5,741	7,927	2,375	78,553	\$ 227,500
Fin 3) Geening Government	1,500	2,485	-	2,646	2,485	-	1,925	10,113	33,833	4,533	840	11,965	69,839	\$ 1,585,000
Fin 4) Renewable Energy	-	-	-	1,313	578	-	1,295	857	-	1,865	5,385	9,258	20,551	\$ 1,005,000
Fin 5) Energy Efficient Transp & Community Design	-	-	-	5,950	7,297	-	10,615	2,276	5,725	5,178	1,890	3,888	42,819	\$ 90,000
Fin 6) Sustainability, Team and Clean Energy Financing	21,000	-	-	15,907	16,450	-	13,965	15,815	10,989	14,978	15,306	53,251	177,701	\$ 456,000
<b>Calc Expenditures Subtotal</b>	\$ 30,000	\$ 200,000	\$ 206,000	\$ 37,037	\$ 48,211	\$ 90,000	\$ 39,895	\$ 41,821	\$ 98,158	\$ 49,900	\$ 44,760	\$ 117,081	\$ 596,862	\$ 3,639,500
<b>Total</b>	\$ -	\$ -	\$ -	\$ -	\$ -	\$ -	\$ -	\$ -	\$ -	\$ -	\$ -	\$ -	\$ -	\$ -
<b>CL09002-GEO SOLAR REBATES GRANT(PO# 09-172)</b>														
Fin Grant Awarded			\$ 45,000										\$ 45,000	\$ 45,000
Fin Funds Received													\$ (45,000)	\$ (45,000)
<b>Calc Grant Remaining</b>			\$ 45,000										\$ -	\$ -
<b>GEO SOLAR REBATES</b>														
CLEER Retrofit # of Homes	-	-	-	-	-	5	-	-	-	-	-	-	5	5
CLEER Amount of KW	-	-	-	-	-	16.6	-	-	-	-	-	-	16.6	16.6
CLEER Retrofit # of Commercial Buildings	-	-	-	-	-	3	-	-	-	-	-	-	3	3
CLEER Amount of KW	-	-	-	-	-	14.5	-	-	-	-	-	-	14.5	14.5
<b>GEO SOLAR REBATES GRANT (Revenues)</b>														
Fin GEO Revenues			45,000										\$ 45,000	\$ 45,000
Fin GWS Revenues													\$ 90,000	\$ 90,000
<b>Calc Revenues Subtotal</b>			\$ 45,000										\$ 135,000	\$ 135,000
<b>GEO SOLAR REBATES GRANT (Expenses)</b>														
Fin GWS - Private Residence													\$ (45,000)	\$ (45,000)
Fin GWS - Commercial Residence													\$ (45,000)	\$ (45,000)
<b>Calc Expenditures Subtotal</b>													\$ (90,000)	\$ (90,000)
<b>Calc Total</b>			\$ 45,000										\$ 45,000	\$ 45,000
<b>CL09003 - GEO ENERGY STAR HOMES (PO# 09-137)</b>														
Fin Grant Awarded			\$ 21,000										\$ 21,000	\$ 21,000
Fin Funds Received													\$ (5,250)	\$ (5,250)
<b>Calc Grant Remaining</b>			\$ 21,000										\$ 15,750	\$ 15,750

Garfield New Energy Communities Initiative  
Operations Statistics

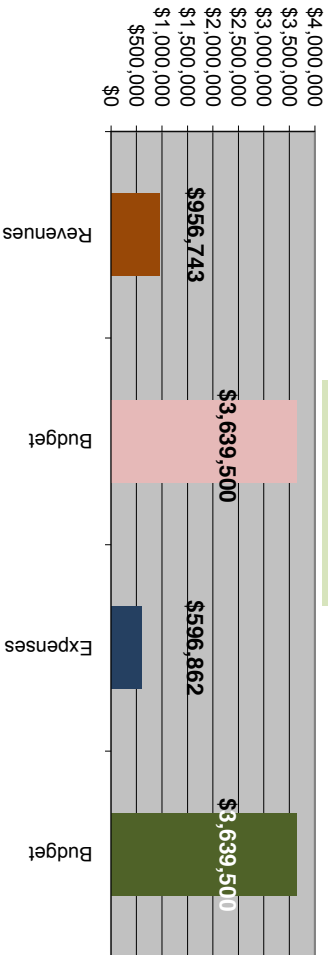
	Jan-09	Feb-09	Mar-09	Apr-09	May-09	Jun-09	Jul-09	Aug-09	Sep-09	Oct-09	Nov-09	Dec-09	2009 Totals	2009 Budget
<b>GEO ENERGY STAR HOMES</b>														
Fin # of Homes	-	-	-	-	-	-	-	-	-	-	-	-	-	-
Fin Amount of Energy Saved	-	-	-	-	-	-	-	-	-	-	-	-	-	-
<b>GEO ENERGY STAR HOMES (Rev &amp; Exp)</b>														
Fin Revenues			\$ (883)	\$ 5,250	\$ (2,000)	\$ (1,383)	\$ (1,963)	\$ (800)	\$ (2,336)	\$ (1,736)	\$ (2,240)	\$ 5,250	\$ 15,750	\$ (14,014)
Fin Expenses			\$ (683)	\$ 4,375	\$ (2,000)	\$ (1,383)	\$ (1,963)	\$ 4,450	\$ (2,336)	\$ (1,736)	\$ (2,240)	\$ 5,250	\$ 17,736	\$ 1,736
Calc Total			\$ -	\$ -	\$ -	\$ -	\$ -	\$ -	\$ -	\$ -	\$ -	\$ -	\$ -	\$ -
<b>CL09004 - GEO INSULATE COLORADO</b>														
Fin Grant Awarded (\$17.5K-09 & \$7.5K-10)			\$ 25,000										\$ 25,000	\$ (3,101)
Fin Funds Received			\$ 25,000										\$ (3,101)	\$ (3,101)
Calc Grant Remaining			\$ -	\$ -	\$ -	\$ -	\$ -	\$ -	\$ -	\$ -	\$ -	\$ -	\$ -	\$ 21,899
<b>GEO INSULATE COLORADO</b>														
Fin # of Homes	-	-	-	-	-	-	-	-	-	-	-	-	-	-
Fin Amount of Energy Saved	-	-	-	-	-	-	-	-	-	-	-	-	-	-
<b>GEO INSULATE COLORADO (Rev &amp; Exp)</b>														
Fin Revenues					\$ (4,823)		\$ (570)		\$ (3,324)	\$ (715)	\$ (8,337)		\$ 3,101	\$ 3,101
Fin Expenses					\$ (4,823)		\$ (570)		\$ (3,324)	\$ (715)	\$ (8,337)		\$ (17,769)	\$ (17,769)
Calc Total			\$ -	\$ -	\$ -	\$ -	\$ -	\$ -	\$ -	\$ -	\$ -	\$ -	\$ -	\$ (14,668)
<b>CL09005 - GEO SOLAR HOT WATER</b>														
Fin Grant Awarded													\$ -	\$ -
Fin Funds Received													\$ -	\$ -
Calc Grant Remaining													\$ -	\$ -
<b>GEO SOLAR HOT WATER</b>														
Fin # of Homes	-	-	-	-	-	-	-	-	-	-	-	-	-	-
Fin Amount of Hot Water Produced	-	-	-	-	-	-	-	-	-	-	-	-	-	-
<b>GEO SOLAR HOT WATER (Rev &amp; Exp)</b>														
Fin Revenues													\$ -	\$ -
Fin Expenses													\$ -	\$ -
Calc Total			\$ -	\$ -	\$ -	\$ -	\$ -	\$ -	\$ -	\$ -	\$ -	\$ -	\$ -	\$ -
<b>ELEMENTAL INCOME STATEMENT (\$K)</b>														
Fin Local Government Grants	30	-	406	26	4	-	-	-	-	-	-	-	466	466
Fin Local Partner Grants (RFTA & Library)	-	-	-	40	-	-	-	-	-	-	-	-	40	40
Fin Community Partner Grants	-	-	-	-	-	-	-	-	-	-	-	-	-	-
Fin DOLA Proceeds	-	-	-	-	37	43	-	-	72	80	-	-	367	367
Fin GEO Proceeds	-	-	-	5	-	-	-	50	-	-	-	-	8	63
Fin Miscellaneous Revenue	-	-	-	-	-	-	-	-	-	-	-	-	-	-
Calc Total Revenue	30	-	406	71	41	43	-	50	72	80	-	-	956	956
Fin Project Management	(30)	-	-	(37)	(26)	(16)	(34)	(40)	(31)	(44)	(20)	(54)	(332)	(332)
Fin Services	-	-	-	-	(6)	-	(5)	(1)	(1)	-	(10)	(46)	(89)	(89)
Fin Supplies	-	-	-	-	(90)	-	(1)	-	(66)	(6)	(15)	(17)	(195)	(195)
Fin Other Expenses + Treasurer Fee	-	-	-	-	-	-	-	-	-	-	-	-	-	-
Calc Total Expenses	(30)	-	-	(37)	(122)	(16)	(40)	(41)	(98)	(50)	(45)	(117)	(586)	(586)
Calc Fund Balance Increase/(Decrease)	-	-	406	34	(81)	27	(40)	9	(26)	30	(45)	30	360	360
Calc LTD Fund Balance	-	-	406	440	359	386	346	355	329	359	314	360	360	360
<b>SELECTED BALANCE SHEET ACCOUNTS (\$K)</b>														
Fin Cash in Bank Treasurer (M-end Balance)	-	-	301	294	262	236	341	349	323	279	314	202	202	202
Fin AR - MB (M-end Balance)	-	-	103	143	103	146	-	-	-	80	-	158	158	158

# GARFIELD NEW ENERGY COMMUNITIES INITIATIVE COCKPIT CHART 2009

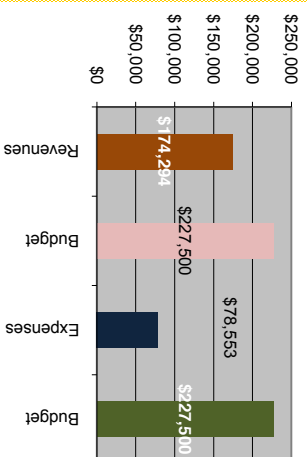
1.) Residential Programs and Services



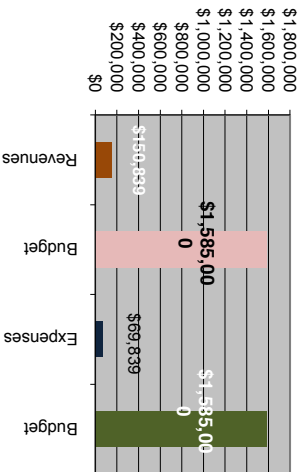
Total DOLA Grant



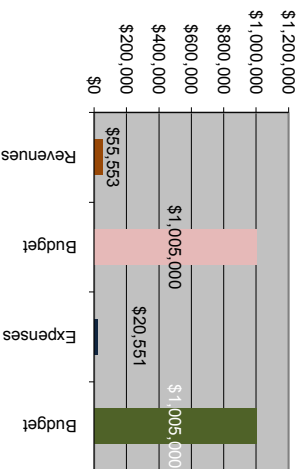
2.) Commercial Programs and Services



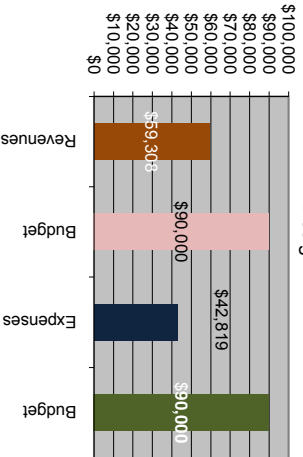
4.) Greening Government



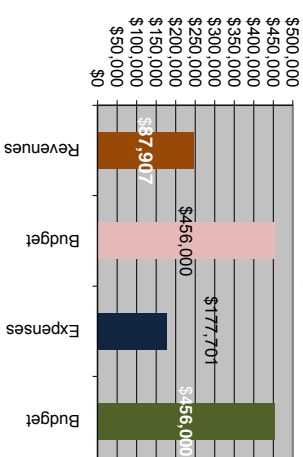
3.) Renewable Energy



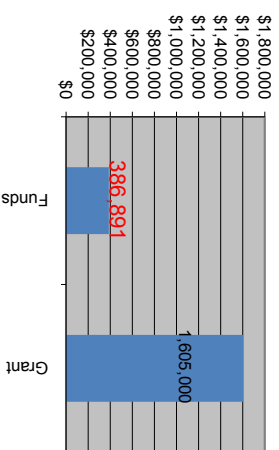
5.) Energy Efficient Transp. & Community Design



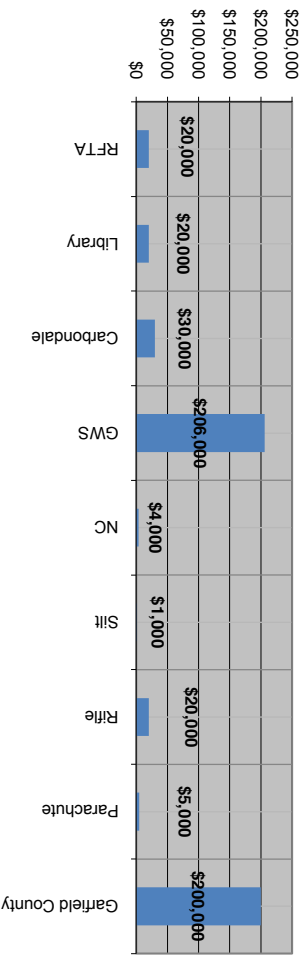
6.) Sustainability Team and Clean Energy Financing



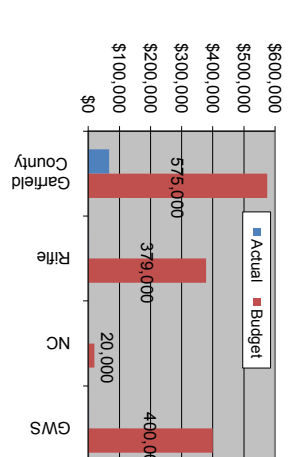
DOLA Reimbursement Grant



Local Cash Contribution



Local In-Kind Funds



# GARFIELD NEW ENERGY COMMUNITIES INITIATIVE COCKPIT CHART 2009

## GEO Grants

