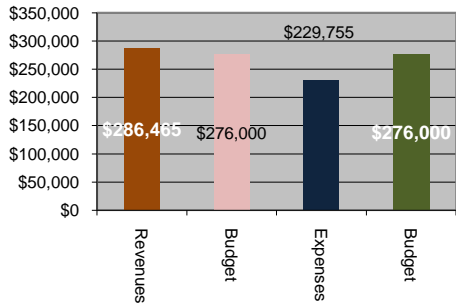


Garfield New Energy Communities Initiative Operations Statistics		Dec-09	2009 Totals	Jan-10	Feb-10	Mar-10	Apr-10	May-10	2010 Totals	LTD Totals	LTD Budget	Ovr/Undr Budget
CLEER P.O. (Vendor #5180)												
Fin	P.O. Awarded		\$ 80,000						\$ -			
Fin	Payments		\$ (80,000)						\$ -			
Calc	Remaining Balance	\$ -	\$ -	\$ -	\$ -	\$ -	\$ -	\$ -	\$ -			
CLEER P.O. (Vendor #5180)												
Fin	P.O. Awarded (#2010-8)		\$ 604,000						\$ 140,696			
Fin	Payments	\$ (39,403)	\$ (223,811)		\$ (37,901)	\$ (35,655)	\$ (38,755)		\$ (112,311)			
Calc	Remaining Balance	\$ (39,403)	\$ 380,190	\$ -	\$ (37,901)	\$ (35,655)	\$ (38,755)	\$ -	\$ 28,385			
CL09001 - DOLA												
Fin	Grant Awarded		\$ 1,605,000						\$ 1,605,000	\$ 1,605,000		
Fin	Funds Received	\$ (154,986)	\$ (386,891)		\$ (240,306)				\$ (240,306)	\$ (627,197)		
Calc	Grant Remaining	\$ (154,986)	\$ 1,218,109	\$ -	\$ 240,306	\$ -	\$ -	\$ -	\$ 1,364,694	\$ 977,803		
Exhibit D: DOLA (Revenues)												
Fin	1) Residential Programs and Services	39,761	274,075	5,250	7,140	-	-	-	12,390	\$ 286,465	\$ 276,000	10,465
Fin	2) Commercial Programs and Services	5,341	174,294	-	5,425	-	-	-	5,425	\$ 179,719	\$ 227,500	(47,781)
Fin	3) Geening Government	17,338	150,839	-	15,210	-	-	-	15,210	\$ 166,049	\$ 1,585,000	(1,418,951)
Fin	4) Renewable Energy	11,509	55,553	-	167,910	-	-	-	167,910	\$ 223,463	\$ 1,005,000	(781,538)
Fin	5) Energy Efficient Transp & Community Design	10,956	59,308	-	6,685	-	-	-	6,685	\$ 65,993	\$ 90,000	(24,007)
Fin	6) Sustainability Team and Clean Energy Financing	83,573	247,815	-	37,937	-	-	-	37,937	\$ 285,752	\$ 456,000	(170,248)
Calc	Revenues Subtotal	\$ 168,478	\$ 961,884	\$ 5,250	\$ 240,307	\$ -	\$ -	\$ -	\$ 245,557	\$ 1,207,441	\$ 3,639,500	(2,432,060)
Exhibit D: DOLA (Expenditures)												
Fin	1) Residential Programs and Services	50,900	221,995	(13,253)	2,118	5,005	13,890	-	7,760	\$ 229,755	\$ 276,000	46,245
Fin	2) Commercial Programs and Services	9,290	85,468	13,800	-	13,761	6,114	-	33,675	\$ 119,143	\$ 227,500	108,357
Fin	3) Geening Government	24,515	82,389	-	-	2,660	11,365	-	14,025	\$ 96,414	\$ 1,585,000	1,488,587
Fin	4) Renewable Energy	96,759	108,052	(3,509)	80,440	70	3,815	-	80,816	\$ 188,868	\$ 1,005,000	816,132
Fin	5) Energy Efficient Transp & Community Design	5,252	44,183	-	-	6,160	8,425	-	14,585	\$ 58,768	\$ 90,000	31,232
Fin	6) Sustainability Team and Clean Energy Financing	70,210	194,620	2,962	8,582	36,938	20,706	-	69,188	\$ 263,808	\$ 456,000	192,192
Calc	Expenditures Subtotal	\$ 256,926	\$ 736,707	\$ -	\$ 91,140	\$ 64,594	\$ 64,315	\$ -	\$ 220,049	\$ 956,756	\$ 3,639,500	2,682,744
Total		\$ (88,448)	\$ 225,176	\$ 5,250	\$ 149,167	\$ (64,594)	\$ (64,315)	\$ -	\$ 25,508	\$ 250,684	\$ -	250,684
CL09002-GEO SOLAR REBATES GRANT(PO# 09-172)												
Fin	Grant Awarded		\$ 45,000						\$ -			
Fin	Funds Received		\$ (45,000)						\$ -			
Calc	Grant Remaining	\$ -	\$ -	\$ -	\$ -	\$ -	\$ -	\$ -	\$ -			
GEO SOLAR REBATES												
CLEER	Retrofit # of Homes	-	5	-	-	-	-	-	-			
CLEER	Amount of KW	-	16.6	-	-	-	-	-	-			
CLEER	Retrofit # of Commercial Buildings	-	3	-	-	-	-	-	-			
CLEER	Amount of KW	-	14.5	-	-	-	-	-	-			
GEO SOLAR REBATES GRANT (Revenues)												
Fin	GEO Revenues		\$ 45,000						\$ -			
Fin	GWS Revenues		\$ 45,000						\$ -			
Calc	Revenues Subtotal	\$ -	\$ 90,000	\$ -	\$ -	\$ -	\$ -	\$ -	\$ -		\$ -	
GEO SOLAR REBATES GRANT (Expenses)												
Fin	GWS - Private Residence		\$ (45,000)						\$ -			
Fin	GWS - Commercial Residence		\$ (45,000)						\$ -			
Calc	Expenditures Subtotal	\$ -	\$ (90,000)	\$ -	\$ -	\$ -	\$ -	\$ -	\$ -		\$ -	
Calc	Total	\$ -	\$ -	\$ -	\$ -	\$ -	\$ -	\$ -	\$ -	\$ -	\$ -	
CL09003 - GEO ENERGY STAR HOMES (PO# 09-137)												
Fin	Grant Awarded		\$ 21,000						\$ -	\$ 21,000		
Fin	Funds Received	\$ (5,250)	\$ (15,750)	\$ (5,250)					\$ (5,250)	\$ (21,000)		
Calc	Grant Remaining	\$ (5,250)	\$ 5,250	\$ 5,250	\$ -	\$ -	\$ -	\$ -	\$ (5,250)	\$ -		

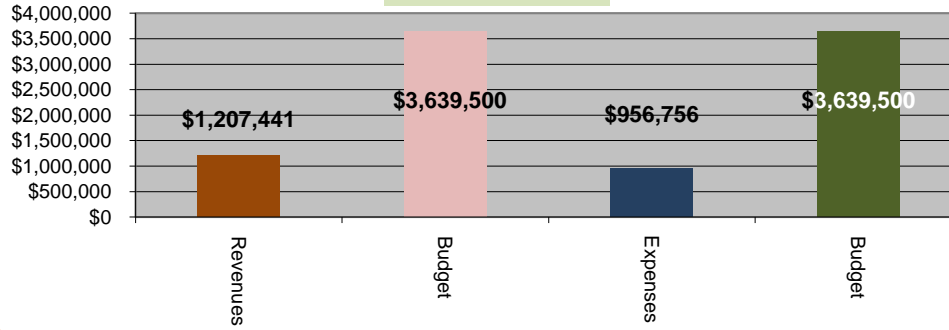
Garfield New Energy Communities Initiative Operations Statistics		Dec-09	2009 Totals	Jan-10	Feb-10	Mar-10	Apr-10	May-10	2010 Totals	LTD Totals	LTD Budget	Ovr/Undr Budget
GEO ENERGY STAR HOMES												
Fin	# of Homes	-	-	-	-	-	-	-	-			
Fin	Amount of Energy Saved	-	-	-	-	-	-	-	-			
GEO ENERGY STAR HOMES (Rev & Exp)												
Fin	Revenues	\$ 5,250	\$ 15,750	\$ 5,250					\$ 5,250	\$ 21,000		
Fin	Expenses	\$ (30,464)	\$ (44,478)						\$ -	\$ -		
Calc	Total	\$ (25,214)	\$ (28,728)	\$ 5,250	\$ -	\$ -	\$ -	\$ -	\$ 5,250	\$ 21,000		
CL09004 - GEO INSULATE COLORADO												
Fin	Grant Awarded (\$17.5k-'09 & \$7.5k-'10)		\$ 25,000						\$ -			
Fin	Funds Received	\$ (8,241)	\$ (8,241)						\$ -			
Calc	Grant Remaining	\$ (8,241)	\$ 16,759	\$ -	\$ -	\$ -	\$ -	\$ -	\$ -			
GEO INSULATE COLORADO												
Fin	# of Homes	-	-	-	-	-	-	-	-			
Fin	Amount of Energy Saved	-	-	-	-	-	-	-	-			
GEO INSULATE COLORADO (Rev & Exp)												
Fin	Revenues	\$ 8,241	\$ 8,241						\$ -			
Fin	Expenses	\$ (5,180)	\$ (22,949)						\$ -			
Calc	Total	\$ 3,061	\$ (14,708)	\$ -	\$ -	\$ -	\$ -	\$ -	\$ -			
CL09005 - GEO SOLAR HOT WATER												
Fin	Grant Awarded		\$ -						\$ -			
Fin	Funds Received		\$ -						\$ -			
Calc	Grant Remaining	\$ -	\$ -	\$ -	\$ -	\$ -	\$ -	\$ -	\$ -			
GEO SOLAR HOT WATER												
Fin	# of Homes	-	-	-	-	-	-	-	-			
Fin	Amount of Hot Water Produced	-	-	-	-	-	-	-	-			
GEO SOLAR HOT WATER (Rev & Exp)												
Fin	Revenues		\$ -						\$ -			
Fin	Expenses		\$ -						\$ -			
Calc	Total	\$ -	\$ -	\$ -	\$ -	\$ -	\$ -	\$ -	\$ -			
ELEMENTAL INCOME STATEMENT (\$K)												
Fin	Local Government Grants	-	466	5	241	-	-	-	246			
Fin	Local Partner Grants (RFTA & Library)	-	40	-	-	-	-	-	-			
Fin	Community Partner Grants	-	-	-	-	-	-	-	-			
Fin	DOLA Proceeds	155	387	-	-	-	-	-	-			
Fin	GEO Proceeds	14	69	-	-	-	-	-	-			
Fin	Miscellaneous Revenue	-	-	-	-	-	-	-	-			
Calc	Total Revenue	169	962	5	241	-	-	-	246			
Fin	Project Management	(96)	(374)	-	-	(38)	(36)	-	(74)			
Fin	Services	(49)	(72)	-	(9)	(16)	(22)	-	(47)			
Fin	Supplies	(112)	(290)	-	(82)	(11)	(6)	-	(99)			
Fin	Other Expenses + Treasurer Fee	-	-	-	-	-	-	-	-			
Calc	Total Expenses	(257)	(736)	-	(91)	(65)	(64)	-	(220)			
Calc	Fund Balance Increase/(Decrease)	(88)	226	5	150	(65)	(64)	-	26			
Calc	LTD Fund Balance	226	226	231	381	316	252	-	252			
SELECTED BALANCE SHEET ACCOUNTS (\$K)												
Fin	Cash in Bank Treasurer (M-end Balance)	62	62	71	79	315	251	-	251			
Fin	A/R - MB (M-end Balance)	163	163	160	252	-	-	-	-			

GARFIELD NEW ENERGY COMMUNITIES INITIATIVE COCKPIT CHART 2010

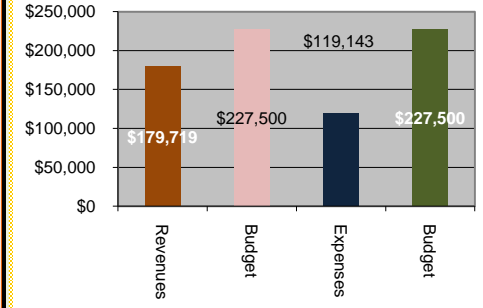
1). Residential Programs and Services



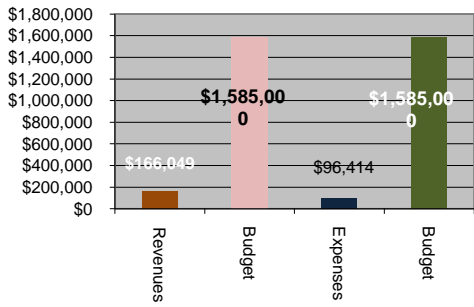
Total DOLA Grant



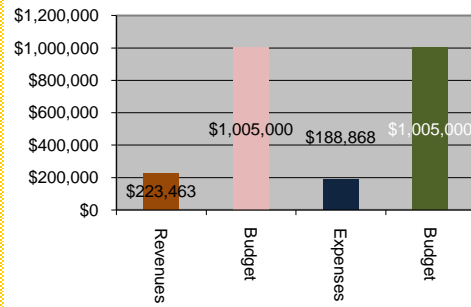
2). Commercial Programs and Services



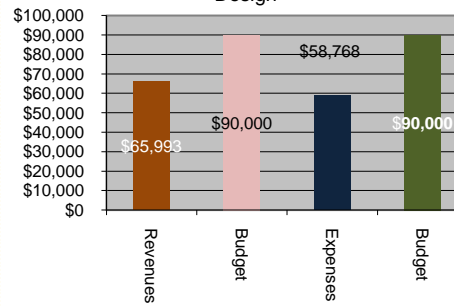
4). Greening Government



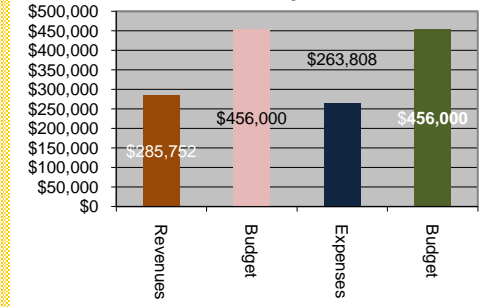
3). Renewable Energy



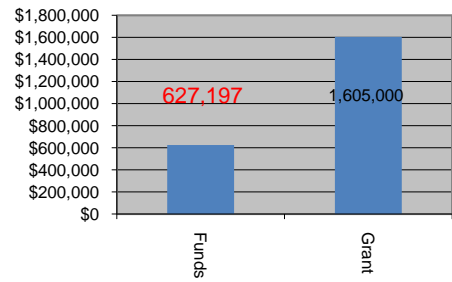
5). Energy Efficient Transp. & Community Design



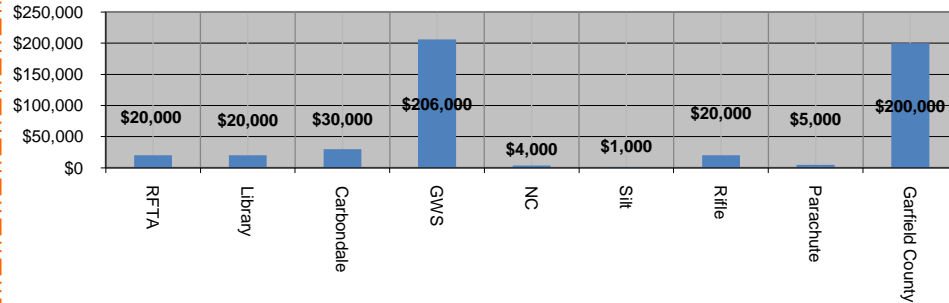
6). Sustainability Team and Clean Energy Financing



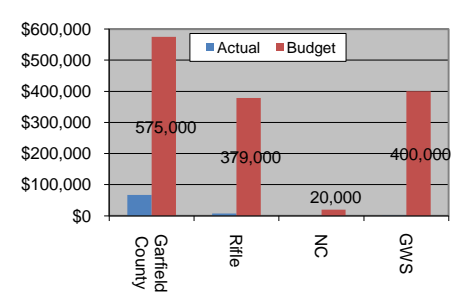
DOLA Reimbursement Grant



Local Cash Contribution

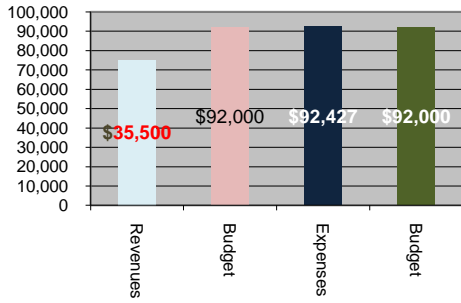


Local In-Kind Funds

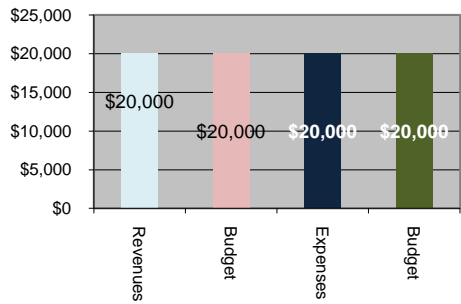


GARFIELD NEW ENERGY COMMUNITIES INITIATIVE COCKPIT CHART 2010

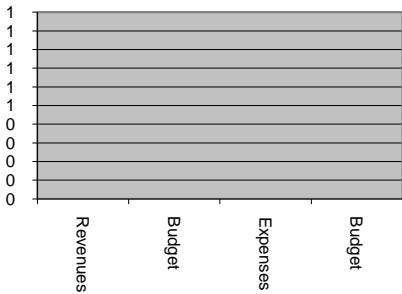
1). Residential Programs and Services



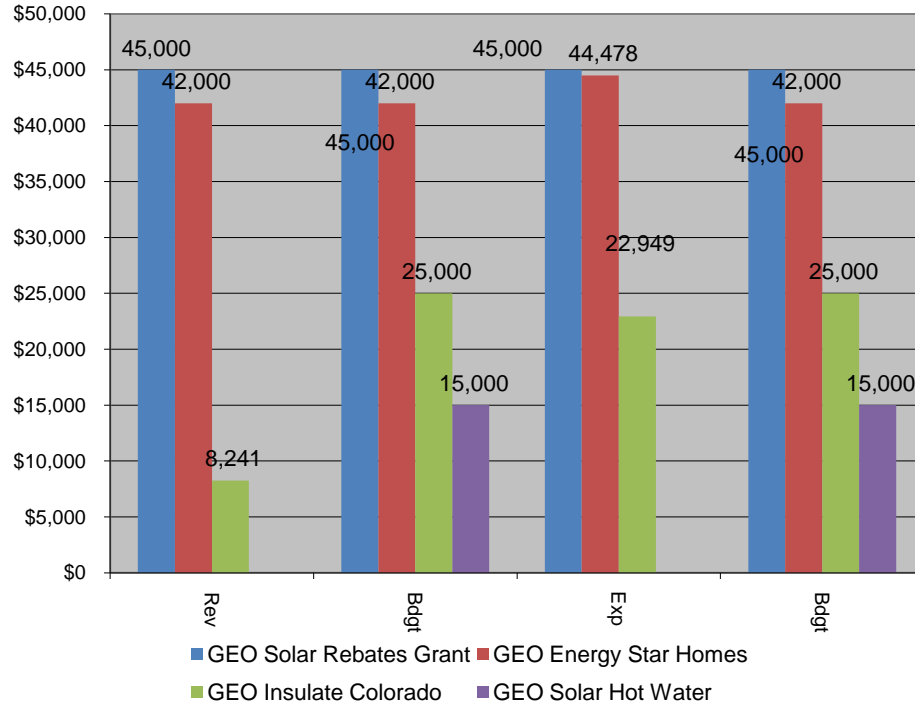
2). Commercial Programs and Services



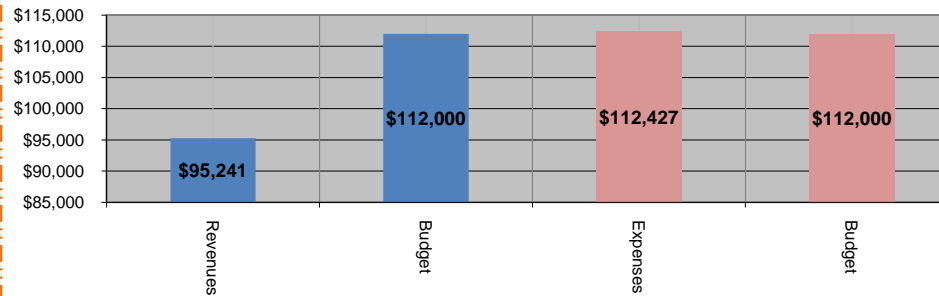
3). Renewable Energy



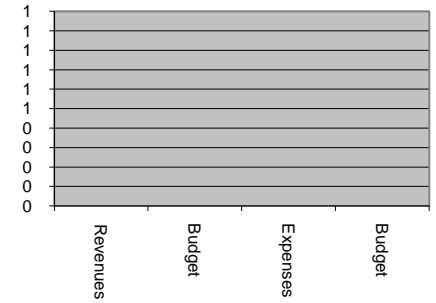
GEO Grants



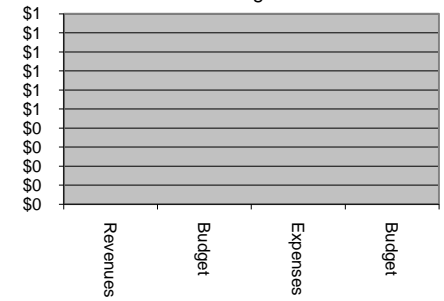
Total GEO Grants



4). Greening Government



5). Energy Efficient Transp. & Community Design



6). Sustainability Team and Clean Energy Financing

