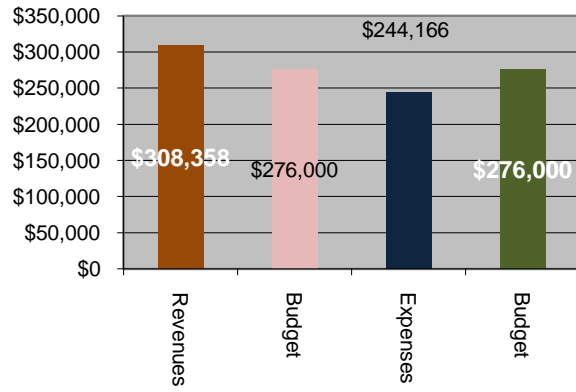


Garfield New Energy Communities Initiative Operations Statistics		Dec-09	2009 Totals	Jan-10	Feb-10	Mar-10	Apr-10	May-10	Jun-10	Jul-10	2010 Totals	LTD Totals	LTD Budget	Ovr/Undr Budget
CLEER P.O. (Vendor #5180)														
Fin	P.O. Awarded		\$ 80,000								\$ -			
Fin	Payments		\$ (80,000)								\$ -			
Calc	Remaining Balance	\$ -	\$ -	\$ -	\$ -	\$ -	\$ -	\$ -	\$ -	\$ -	\$ -			
CLEER P.O. (Vendor #5180)														
Fin	P.O. Awarded (#2010-8)		\$ 604,000								\$ 140,696			
Fin	Payments	\$ (39,403)	\$ (223,811)		\$ (37,901)	\$ (35,655)	\$ (38,755)	\$ (38,960)	\$ (39,446)		\$ (190,717)			
Calc	Remaining Balance	\$ (39,403)	\$ 380,190	\$ -	\$ (37,901)	\$ (35,655)	\$ (38,755)	\$ (38,960)	\$ (39,446)	\$ -	\$ (50,021)			
CL09001 - DOLA														
Fin	Grant Awarded		\$ 1,605,000								\$ 1,605,000	\$ 1,605,000		
Fin	Funds Received	\$ (154,986)	\$ (386,891)		\$ (240,306)			\$ (35,655)	\$ (198,269)		\$ (474,230)	\$ (861,121)		
Calc	Grant Remaining	\$ (154,986)	\$ 1,218,109	\$ -	\$ 240,306	\$ -	\$ -	\$ 35,655	\$ 198,269	\$ -	\$ 1,130,770	\$ 743,879		
Exhibit D: DOLA (Revenues)														
Fin	1) Residential Programs and Services	39,761	274,075	5,250	7,140	-	-	7,525	14,368	-	34,283	\$ 308,358	\$ 276,000	32,358
Fin	2) Commercial Programs and Services	5,341	174,294	-	5,425	-	-	4,445	28,858	-	38,728	\$ 213,022	\$ 227,500	(14,479)
Fin	3) Geening Government	17,338	150,839	-	15,210	-	-	3,010	11,064	-	29,284	\$ 180,123	\$ 1,585,000	(1,404,878)
Fin	4) Renewable Energy	11,509	55,553	-	167,910	-	-	3,815	98,993	-	270,718	\$ 326,270	\$ 1,005,000	(678,730)
Fin	5) Energy Efficient Transp & Community Design	10,956	59,308	-	6,685	-	-	8,425	3,513	-	18,623	\$ 77,931	\$ 90,000	(12,070)
Fin	6) Sustainability Team and Clean Energy Financing	83,573	247,815	-	37,937	-	-	8,435	41,475	-	87,847	\$ 335,662	\$ 456,000	(120,338)
Calc	Revenues Subtotal	\$ 168,478	\$ 961,884	\$ 5,250	\$ 240,307	\$ -	\$ -	\$ 35,655	\$ 198,269	\$ -	\$ 479,481	\$ 1,441,364	\$ 3,639,500	(2,198,136)
Exhibit D: DOLA (Expenditures)														
Fin	1) Residential Programs and Services	50,900	221,995	(13,253)	2,118	5,005	13,890	12,066	2,345	-	22,171	\$ 244,166	\$ 276,000	31,834
Fin	2) Commercial Programs and Services	9,290	85,468	13,800		13,761	6,114	24,162	30,649	-	88,486	\$ 173,954	\$ 227,500	53,546
Fin	3) Geening Government	24,515	82,389	-		3,320	11,365	6,790	4,274	-	25,749	\$ 108,138	\$ 1,585,000	1,476,863
Fin	4) Renewable Energy	96,759	108,052	(3,509)	80,440	70	3,815	12,250	86,790	-	179,856	\$ 287,908	\$ 1,005,000	717,092
Fin	5) Energy Efficient Transp & Community Design	5,252	44,183	-		5,500	8,425	6,690	1,024	-	21,639	\$ 65,822	\$ 90,000	24,178
Fin	6) Sustainability Team and Clean Energy Financing	70,210	194,620	2,962	8,582	36,938	20,706	26,845	22,059	-	118,092	\$ 312,712	\$ 456,000	143,288
Calc	Expenditures Subtotal	\$ 256,926	\$ 736,707	\$ -	\$ 91,140	\$ 64,594	\$ 64,315	\$ 88,803	\$ 147,141	\$ -	\$ 455,993	\$ 1,192,700	\$ 3,639,500	2,446,800
Total		\$ (88,448)	\$ 225,176	\$ 5,250	\$ 149,167	\$ (64,594)	\$ (64,315)	\$ (53,148)	\$ 51,128	\$ -	\$ 23,488	\$ 248,664	\$ -	248,664
CL09002-GEO SOLAR REBATES GRANT(PO# 09-172)														
Fin	Grant Awarded		\$ 45,000								\$ -			
Fin	Funds Received		\$ (45,000)								\$ -			
Calc	Grant Remaining	\$ -	\$ -	\$ -	\$ -	\$ -	\$ -	\$ -	\$ -	\$ -	\$ -			
GEO SOLAR REBATES														
CLEER	Retrofit # of Homes	-	5	-	-	-	-	-	-	-	-			
CLEER	Amount of KW	-	16.6	-	-	-	-	-	-	-	-			
CLEER	Retrofit # of Commercial Buildings	-	3	-	-	-	-	-	-	-	-			
CLEER	Amount of KW	-	14.5	-	-	-	-	-	-	-	-			
GEO SOLAR REBATES GRANT (Revenues)														
Fin	GEO Revenues		\$ 45,000								\$ -			
Fin	GWS Revenues		\$ 45,000								\$ -			
Calc	Revenues Subtotal	\$ -	\$ 90,000	\$ -	\$ -	\$ -	\$ -	\$ -	\$ -	\$ -	\$ -		\$ -	
GEO SOLAR REBATES GRANT (Expenses)														
Fin	GWS - Private Residence		\$ (45,000)								\$ -			
Fin	GWS - Commercial Residence		\$ (45,000)								\$ -			
Calc	Expenditures Subtotal	\$ -	\$ (90,000)	\$ -	\$ -	\$ -	\$ -	\$ -	\$ -	\$ -	\$ -		\$ -	
Calc	Total	\$ -	\$ -	\$ -	\$ -	\$ -	\$ -	\$ -	\$ -	\$ -	\$ -	\$ -	\$ -	
CL09003 - GEO ENERGY STAR HOMES (PO# 09-137)														
Fin	Grant Awarded		\$ 21,000								\$ -	\$ 21,000		
Fin	Funds Received	\$ (5,250)	\$ (15,750)	\$ (5,250)							\$ (5,250)	\$ (21,000)		
Calc	Grant Remaining	\$ (5,250)	\$ 5,250	\$ 5,250	\$ -	\$ -	\$ -	\$ -	\$ -	\$ -	\$ (5,250)	\$ -		

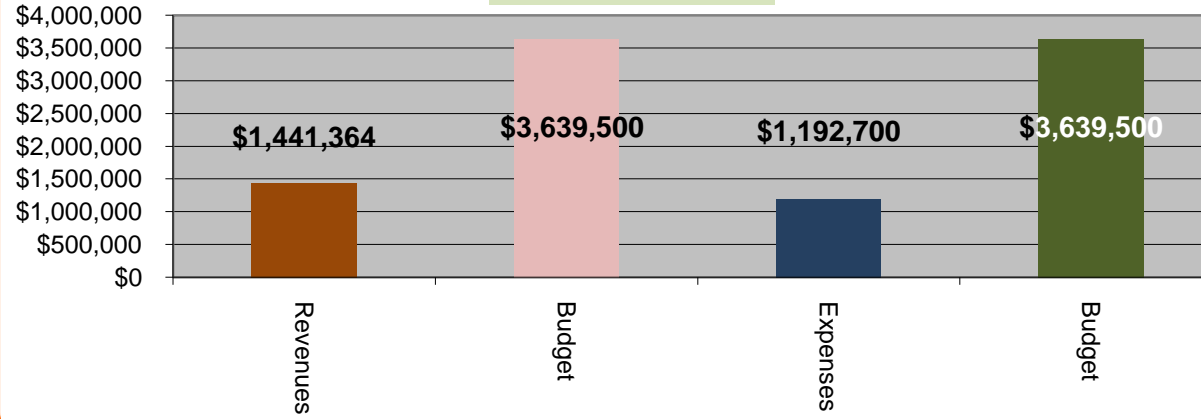
Garfield New Energy Communities Initiative Operations Statistics		Dec-09	2009 Totals	Jan-10	Feb-10	Mar-10	Apr-10	May-10	Jun-10	Jul-10	2010 Totals	LTD Totals	LTD Budget	Ovr/Undr Budget
GEO ENERGY STAR HOMES														
Fin	# of Homes	-	-	-	-	-	-	-	-	-	-			
Fin	Amount of Energy Saved	-	-	-	-	-	-	-	-	-	-			
GEO ENERGY STAR HOMES (Rev & Exp)														
Fin	Revenues	\$ 5,250	\$ 15,750	\$ 5,250							\$ 5,250	\$ 21,000		
Fin	Expenses	\$ (30,464)	\$ (44,478)								\$ -	\$ -		
Calc	Total	\$ (25,214)	\$ (28,728)	\$ 5,250	\$ -	\$ -	\$ -	\$ -	\$ -	\$ -	\$ 5,250	\$ 21,000		
CL09004 - GEO INSULATE COLORADO														
Fin	Grant Awarded (\$17.5k-'09 & \$7.5k-'10)		\$ 25,000								\$ -			
Fin	Funds Received	\$ (8,241)	\$ (8,241)								\$ -			
Calc	Grant Remaining	\$ (8,241)	\$ 16,759	\$ -	\$ -	\$ -	\$ -	\$ -	\$ -	\$ -	\$ -			
GEO INSULATE COLORADO														
Fin	# of Homes	-	-	-	-	-	-	-	-	-	-			
Fin	Amount of Energy Saved	-	-	-	-	-	-	-	-	-	-			
GEO INSULATE COLORADO (Rev & Exp)														
Fin	Revenues	\$ 8,241	\$ 8,241								\$ -			
Fin	Expenses	\$ (5,180)	\$ (22,949)								\$ -			
Calc	Total	\$ 3,061	\$ (14,708)	\$ -	\$ -	\$ -	\$ -	\$ -	\$ -	\$ -	\$ -			
CL09005 - GEO SOLAR HOT WATER														
Fin	Grant Awarded		\$ -								\$ -			
Fin	Funds Received		\$ -								\$ -			
Calc	Grant Remaining	\$ -	\$ -	\$ -	\$ -	\$ -	\$ -	\$ -	\$ -	\$ -	\$ -			
GEO SOLAR HOT WATER														
Fin	# of Homes	-	-	-	-	-	-	-	-	-	-			
Fin	Amount of Hot Water Produced	-	-	-	-	-	-	-	-	-	-			
GEO SOLAR HOT WATER (Rev & Exp)														
Fin	Revenues		\$ -								\$ -			
Fin	Expenses		\$ -								\$ -			
Calc	Total	\$ -	\$ -	\$ -	\$ -	\$ -	\$ -	\$ -	\$ -	\$ -	\$ -			
ELEMENTAL INCOME STATEMENT (\$K)														
Fin	Local Government Grants	-	466	-	-	-	-	-	-	-	-			
Fin	Local Partner Grants (RFTA & Library)	-	40	-	-	-	-	-	-	-	-			
Fin	Community Partner Grants	-	-	-	-	-	-	-	-	-	-			
Fin	DOLA Proceeds	155	387	5	241	-	-	36	198	-	480			
Fin	GEO Proceeds	14	69	-	-	-	-	-	-	-	-			
Fin	Miscellaneous Revenue	-	-	-	-	-	-	-	-	-	-			
Calc	Total Revenue	169	962	5	241	-	-	36	198	-	480			
Fin	Project Management	(96)	(374)	-	-	(38)	(36)	(78)	(39)	-	(191)			
Fin	Services	(49)	(72)	-	(9)	(16)	(22)	(4)	(9)	-	(60)			
Fin	Supplies	(112)	(290)	-	(82)	(11)	(6)	(7)	(99)	-	(205)			
Fin	Other Expenses + Tresurer Fee	-	-	-	-	-	-	-	-	-	-			
Calc	Total Expenses	(257)	(736)	-	(91)	(65)	(64)	(89)	(147)	-	(456)			
Calc	Fund Balance Increase/(Decrease)	(88)	226	5	150	(65)	(64)	(53)	51	-	24			
Calc	LTD Fund Balance	226	226	231	381	316	252	199	250	-	250			
SELECTED BALANCE SHEET ACCOUNTS (\$K)														
Fin	Cash in Bank Treasurer (M-end Balance)	62	62	71	79	315	251	195	249	-	249			
Fin	A/R - MB (M-end Balance)	163	163	160	252	-	-	-	-	-	-			

GARFIELD NEW ENERGY COMMUNITIES INITIATIVE COCKPIT CHART 2010

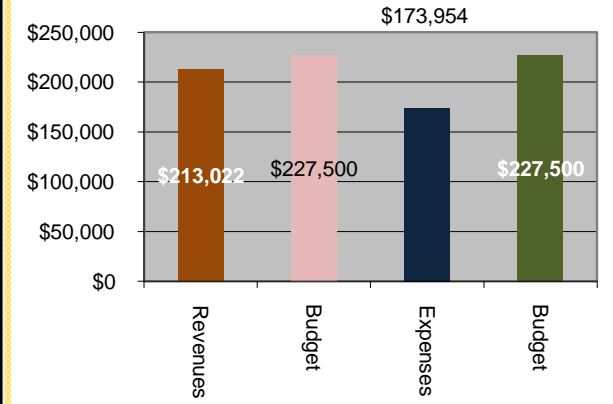
1). Residential Programs and Services



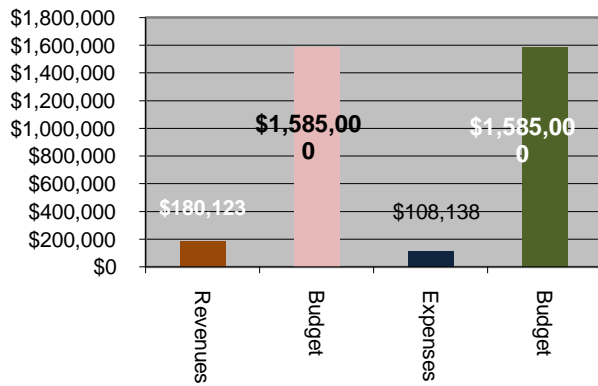
Total DOLA Grant



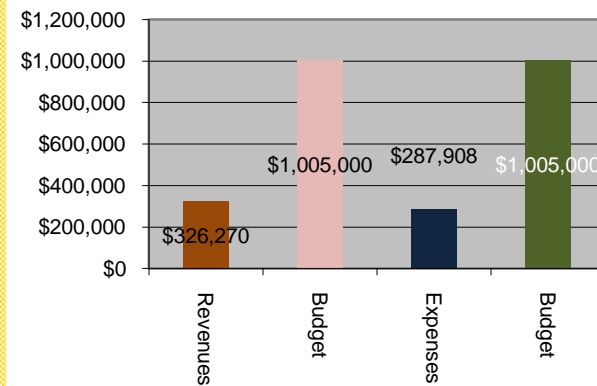
2). Commercial Programs and Services



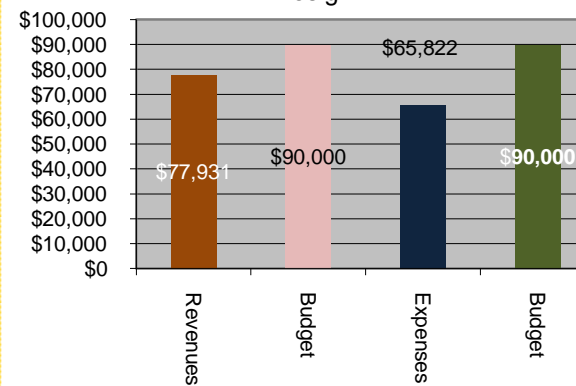
4). Greening Government



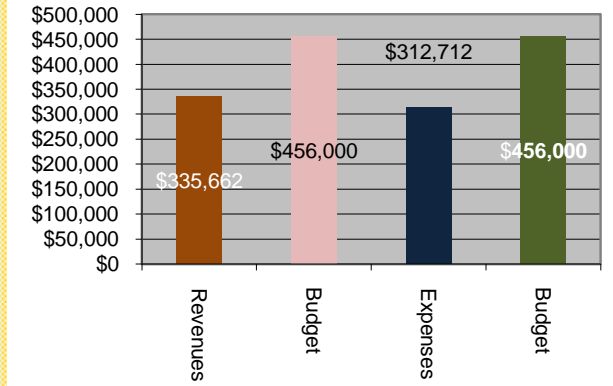
3). Renewable Energy



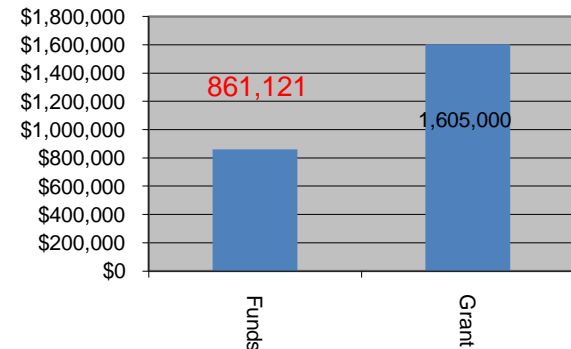
5). Energy Efficient Transp. & Community Design



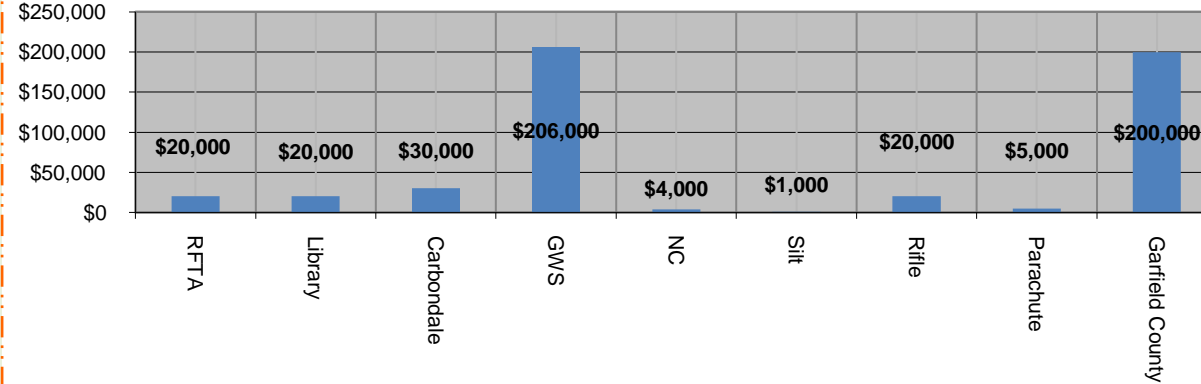
6). Sustainability Team and Clean Energy Financing



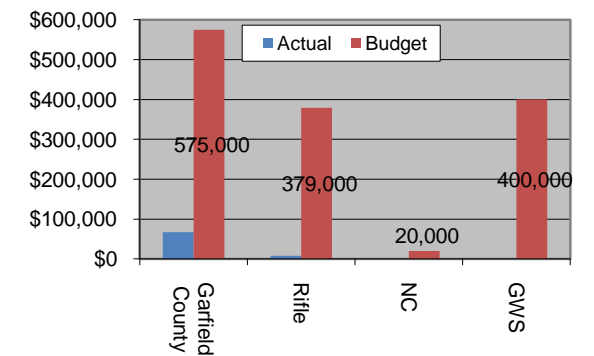
DOLA Reimbursement Grant



Local Cash Contribution

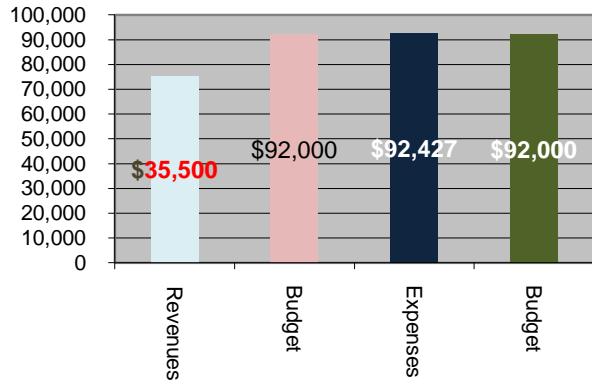


Local In-Kind Funds

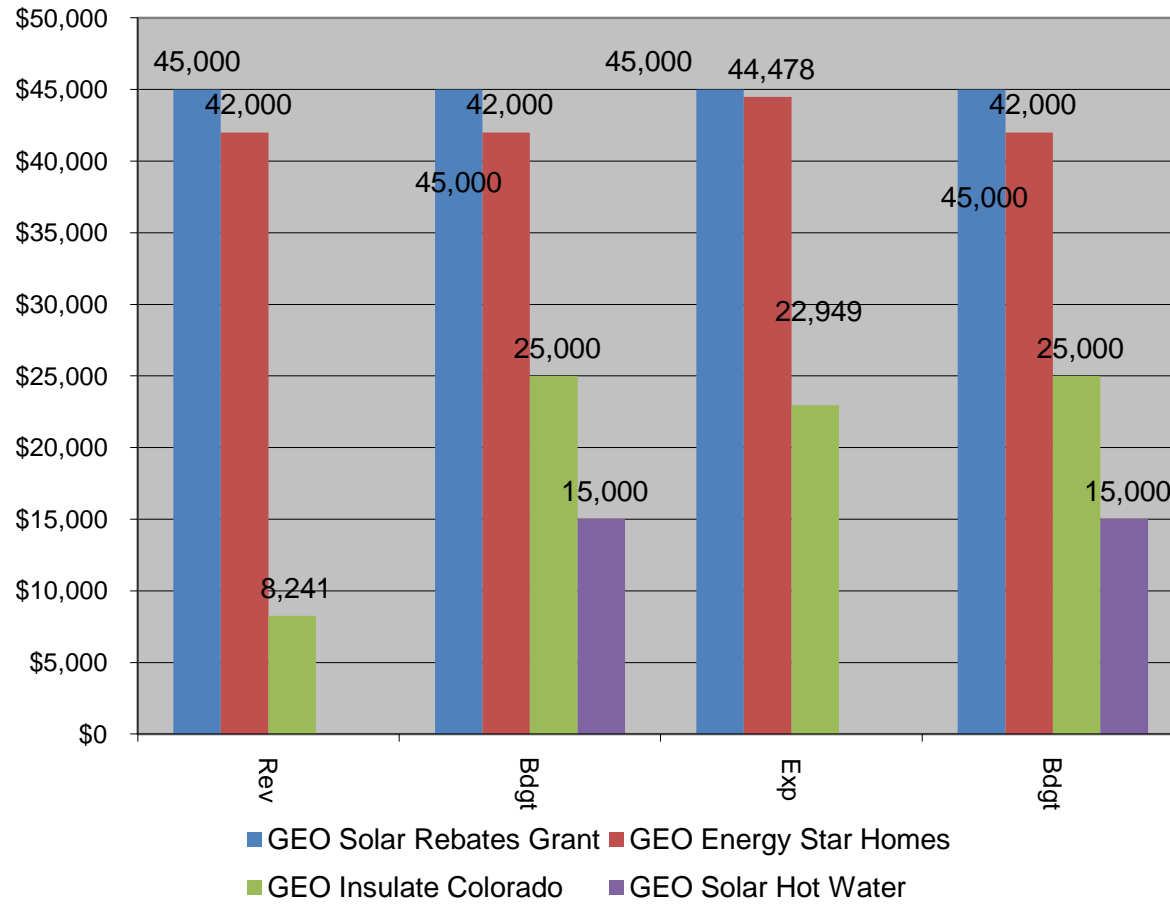


GARFIELD NEW ENERGY COMMUNITIES INITIATIVE COCKPIT CHART 2010

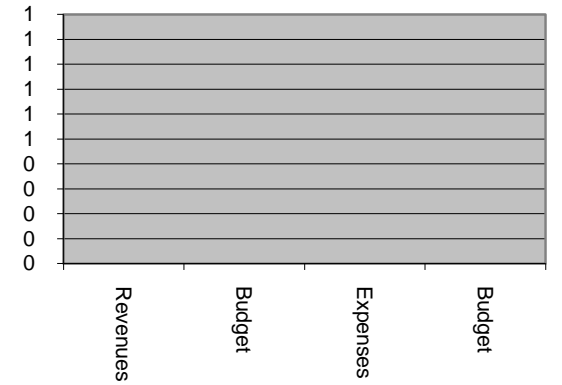
1). Residential Programs and Services



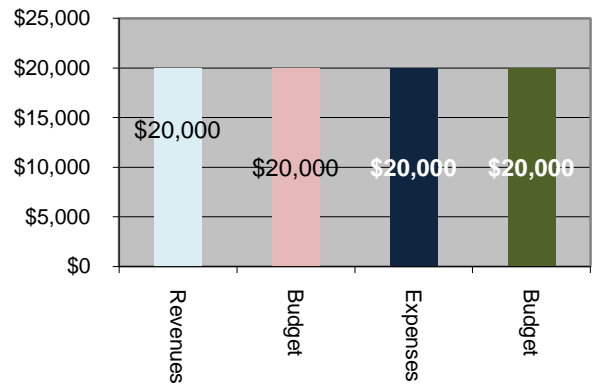
GEO Grants



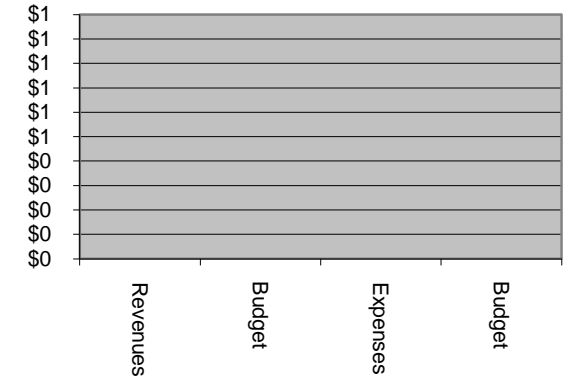
4). Greening Government



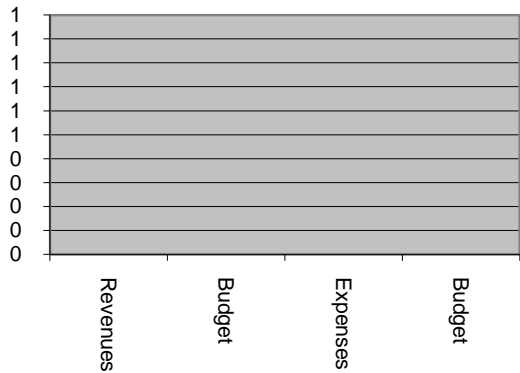
2). Commercial Programs and Services



5). Energy Efficient Transp. & Community Design



3). Renewable Energy



Total GEO Grants



6). Sustainability Team and Clean Energy Financing

