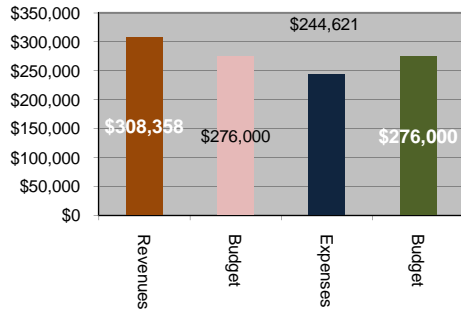


Garfield New Energy Communities Initiative Operations Statistics		2009 Totals	Jan-10	Feb-10	Mar-10	Apr-10	May-10	Jun-10	Jul-10	Aug-10	2010 Totals	LTD Totals	LTD Budget	Ovr/Undr Budget
CLEER P.O. (Vendor #5180)														
Fin	P.O. Awarded	\$ 80,000									\$ -			
Fin	Payments	\$ (80,000)									\$ -			
Calc	Remaining Balance	\$ -	\$ -	\$ -	\$ -	\$ -	\$ -	\$ -	\$ -	\$ -	\$ -			
CLEER P.O. (Vendor #5180)														
Fin	P.O. Awarded (#2010-8)	\$ 604,000									\$ 140,696			
Fin	Payments	\$ (223,811)		\$ (37,901)	\$ (35,655)	\$ (38,755)	\$ (38,960)	\$ (39,446)	\$ (35,067)		\$ (225,784)			
Calc	Remaining Balance	\$ 380,190	\$ -	\$ (37,901)	\$ (35,655)	\$ (38,755)	\$ (38,960)	\$ (39,446)	\$ (35,067)	\$ -	\$ (85,088)			
CL09001 - DOLA														
Fin	Grant Awarded	\$ 1,605,000									\$ 1,605,000	\$ 1,605,000		
Fin	Funds Received	\$ (386,891)		\$ (240,306)			\$ (35,655)	\$ (198,269)	\$ -		\$ (474,230)	\$ (861,121)		
Calc	Grant Remaining	\$ 1,218,109	\$ -	\$ 240,306	\$ -	\$ -	\$ 35,655	\$ 198,269	\$ -	\$ -	\$ 1,130,770	\$ 743,879		
Exhibit D: DOLA (Revenues)														
Fin	1) Residential Programs and Services	274,075	5,250	7,140	-	-	7,525	14,368	-	-	34,283	\$ 308,358	\$ 276,000	32,358
Fin	2) Commercial Programs and Services	174,294	-	5,425	-	-	4,445	28,858	-	-	38,728	\$ 213,022	\$ 227,500	(14,479)
Fin	3) Geening Government	150,839	-	15,210	-	-	3,010	11,064	-	-	29,284	\$ 180,123	\$ 1,585,000	(1,404,878)
Fin	4) Renewable Energy	55,553	-	167,910	-	-	3,815	98,993	-	-	270,718	\$ 326,270	\$ 1,005,000	(678,730)
Fin	5) Energy Efficient Transp & Community Design	59,308	-	6,685	-	-	8,425	3,513	-	-	18,623	\$ 77,931	\$ 90,000	(12,070)
Fin	6) Sustainability Team and Clean Energy Financing	247,815	-	37,937	-	-	8,435	41,475	-	-	87,847	\$ 335,662	\$ 456,000	(120,338)
Calc	Revenues Subtotal	\$ 961,884	\$ 5,250	\$ 240,307	\$ -	\$ -	\$ 35,655	\$ 198,269	\$ -	\$ -	\$ 479,481	\$ 1,441,364	\$ 3,639,500	(2,198,136)
Exhibit D: DOLA (Expenditures)														
Fin	1) Residential Programs and Services	221,995	(13,253)	2,118	5,005	13,890	12,066	2,345	455	-	22,626	\$ 244,621	\$ 276,000	31,379
Fin	2) Commercial Programs and Services	85,468	13,800		13,761	6,114	24,162	30,649	7,002	-	95,488	\$ 180,956	\$ 227,500	46,544
Fin	3) Geening Government	82,389	-		3,320	11,365	6,790	4,274	4,795	-	30,544	\$ 112,933	\$ 1,585,000	1,472,068
Fin	4) Renewable Energy	108,052	(3,509)	80,440	70	3,815	12,250	86,790	4,093	-	183,949	\$ 292,001	\$ 1,005,000	712,999
Fin	5) Energy Efficient Transp & Community Design	44,183	-		5,500	8,425	6,690	1,024	700	-	22,339	\$ 66,522	\$ 90,000	23,478
Fin	6) Sustainability Team and Clean Energy Financing	194,620	2,962	8,582	36,938	20,706	26,845	22,059	21,120	-	139,212	\$ 333,832	\$ 456,000	122,168
Calc	Expenditures Subtotal	\$ 736,707	\$ -	\$ 91,140	\$ 64,594	\$ 64,315	\$ 88,803	\$ 147,141	\$ 38,165	\$ -	\$ 494,158	\$ 1,230,865	\$ 3,639,500	2,408,635
Calc	Total	\$ 225,176	\$ 5,250	\$ 149,167	\$ (64,594)	\$ (64,315)	\$ (53,148)	\$ 51,128	\$ (38,165)	\$ -	\$ (14,677)	\$ 210,499	\$ -	210,499
CL09002-GEO SOLAR REBATES GRANT(PO# 09-172)														
Fin	Grant Awarded	\$ 45,000									\$ -			
Fin	Funds Received	\$ (45,000)									\$ -			
Calc	Grant Remaining	\$ -	\$ -	\$ -	\$ -	\$ -	\$ -	\$ -	\$ -	\$ -	\$ -			
GEO SOLAR REBATES														
CLEER	Retrofit # of Homes	5	-	-	-	-	-	-	-	-	-			
CLEER	Amount of KW	16.6	-	-	-	-	-	-	-	-	-			
CLEER	Retrofit # of Commercial Buildings	3	-	-	-	-	-	-	-	-	-			
CLEER	Amount of KW	14.5	-	-	-	-	-	-	-	-	-			
GEO SOLAR REBATES GRANT (Revenues)														
Fin	GEO Revenues	\$ 45,000									\$ -			
Fin	GWS Revenues	\$ 45,000									\$ -			
Calc	Revenues Subtotal	\$ 90,000	\$ -	\$ -	\$ -	\$ -	\$ -	\$ -	\$ -	\$ -	\$ -		\$ -	
GEO SOLAR REBATES GRANT (Expenses)														
Fin	GWS - Private Residence	\$ (45,000)									\$ -			
Fin	GWS - Commercial Residence	\$ (45,000)									\$ -			
Calc	Expenditures Subtotal	\$ (90,000)	\$ -	\$ -	\$ -	\$ -	\$ -	\$ -	\$ -	\$ -	\$ -		\$ -	
Calc	Total	\$ -	\$ -	\$ -	\$ -	\$ -	\$ -	\$ -	\$ -	\$ -	\$ -	\$ -	\$ -	
CL09003 - GEO ENERGY STAR HOMES (PO# 09-137)														
Fin	Grant Awarded	\$ 21,000									\$ -	\$ 21,000		
Fin	Funds Received	\$ (15,750)	\$ (5,250)								\$ (5,250)	\$ (21,000)		
Calc	Grant Remaining	\$ 5,250	\$ 5,250	\$ -	\$ -	\$ -	\$ -	\$ -	\$ -	\$ -	\$ (5,250)	\$ -		

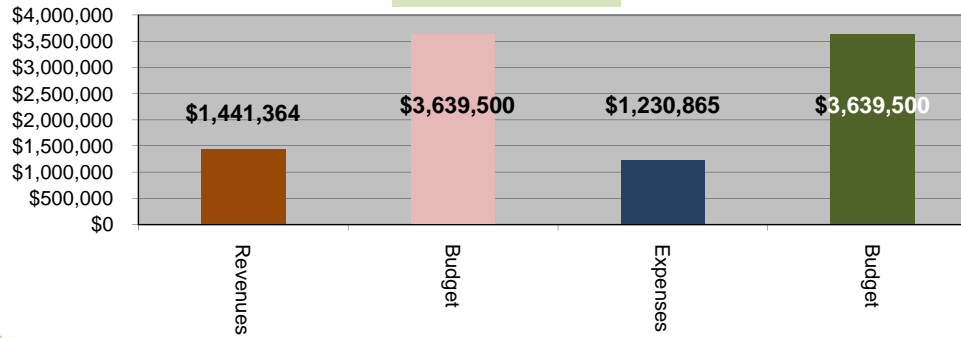
Garfield New Energy Communities Initiative Operations Statistics		2009 Totals	Jan-10	Feb-10	Mar-10	Apr-10	May-10	Jun-10	Jul-10	Aug-10	2010 Totals	LTD Totals	LTD Budget	Ovr/Undr Budget
GEO ENERGY STAR HOMES														
Fin	# of Homes	-	-	-	-	-	-	-	-	-	-			
Fin	Amount of Energy Saved	-	-	-	-	-	-	-	-	-	-			
GEO ENERGY STAR HOMES (Rev & Exp)														
Fin	Revenues	\$ 15,750	\$ 5,250								\$ 5,250	\$ 21,000		
Fin	Expenses	\$ (44,478)									\$ -	\$ -		
Calc	Total	\$ (28,728)	\$ 5,250	\$ -	\$ -	\$ -	\$ -	\$ -	\$ -	\$ -	\$ 5,250	\$ 21,000		
CL09004 - GEO INSULATE COLORADO														
Fin	Grant Awarded (\$17.5k-'09 & \$7.5k-'10)	\$ 25,000									\$ -			
Fin	Funds Received	\$ (8,241)									\$ -			
Calc	Grant Remaining	\$ 16,759	\$ -	\$ -	\$ -	\$ -	\$ -	\$ -	\$ -	\$ -	\$ -			
GEO INSULATE COLORADO														
Fin	# of Homes	-	-	-	-	-	-	-	-	-	-			
Fin	Amount of Energy Saved	-	-	-	-	-	-	-	-	-	-			
GEO INSULATE COLORADO (Rev & Exp)														
Fin	Revenues	\$ 8,241									\$ -			
Fin	Expenses	\$ (22,949)									\$ -			
Calc	Total	\$ (14,708)	\$ -	\$ -	\$ -	\$ -	\$ -	\$ -	\$ -	\$ -	\$ -			
CL09005 - GEO SOLAR HOT WATER														
Fin	Grant Awarded	\$ -									\$ -			
Fin	Funds Received	\$ -									\$ -			
Calc	Grant Remaining	\$ -	\$ -	\$ -	\$ -	\$ -	\$ -	\$ -	\$ -	\$ -	\$ -			
GEO SOLAR HOT WATER														
Fin	# of Homes	-	-	-	-	-	-	-	-	-	-			
Fin	Amount of Hot Water Produced	-	-	-	-	-	-	-	-	-	-			
GEO SOLAR HOT WATER (Rev & Exp)														
Fin	Revenues	\$ -									\$ -			
Fin	Expenses	\$ -									\$ -			
Calc	Total	\$ -	\$ -	\$ -	\$ -	\$ -	\$ -	\$ -	\$ -	\$ -	\$ -			
ELEMENTAL INCOME STATEMENT (\$K)														
Fin	Local Government Grants	466	-	-	-	-	-	-	-	-	-			
Fin	Local Partner Grants (RFTA & Library)	40	-	-	-	-	-	-	-	-	-			
Fin	Community Partner Grants	-	-	-	-	-	-	-	-	-	-			
Fin	DOLA Proceeds	387	5	241	-	-	36	198	-	-	480			
Fin	GEO Proceeds	69	-	-	-	-	-	-	-	-	-			
Fin	Miscellaneous Revenue	-	-	-	-	-	-	-	-	-	-			
Calc	Total Revenue	962	5	241	-	-	36	198	-	-	480			
Fin	Project Management	(374)	-	-	(38)	(36)	(78)	(39)	(35)	-	(226)			
Fin	Services	(72)	-	(9)	(16)	(22)	(4)	(9)	(2)	-	(62)			
Fin	Supplies	(290)	-	(82)	(11)	(6)	(7)	(99)	(1)	-	(206)			
Fin	Other Expenses + Tresurer Fee	-	-	-	-	-	-	-	-	-	-			
Calc	Total Expenses	(736)	-	(91)	(65)	(64)	(89)	(147)	(38)	-	(494)			
Calc	Fund Balance Increase/(Decrease)	226	5	150	(65)	(64)	(53)	51	(38)	-	(14)			
Calc	LTD Fund Balance	226	231	381	316	252	199	250	212	-	212			
SELECTED BALANCE SHEET ACCOUNTS (\$K)														
Fin	Cash in Bank Treasurer (M-end Balance)	62	71	79	315	251	195	249	211	-	249			
Fin	A/R - MB (M-end Balance)	163	160	252	-	-	-	-	-	-	-			

GARFIELD NEW ENERGY COMMUNITIES INITIATIVE COCKPIT CHART 2010

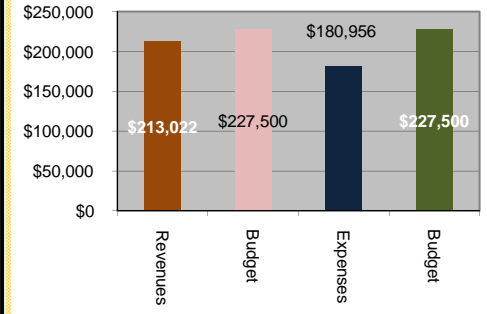
1). Residential Programs and Services



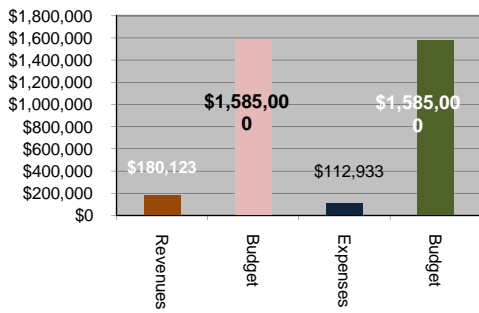
Total DOLA Grant



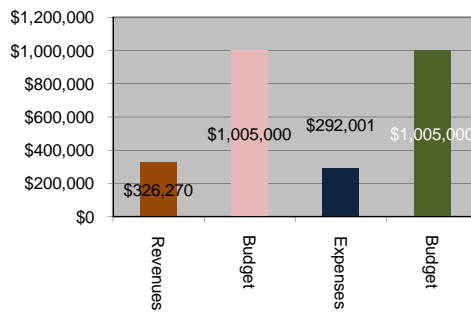
2). Commercial Programs and Services



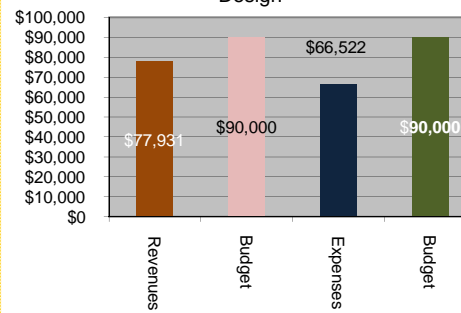
4). Greening Government



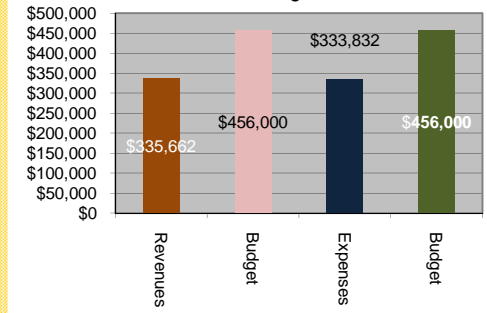
3). Renewable Energy



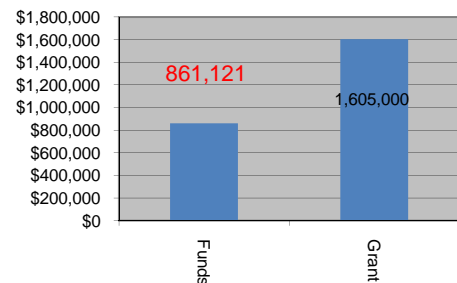
5). Energy Efficient Transp. & Community Design



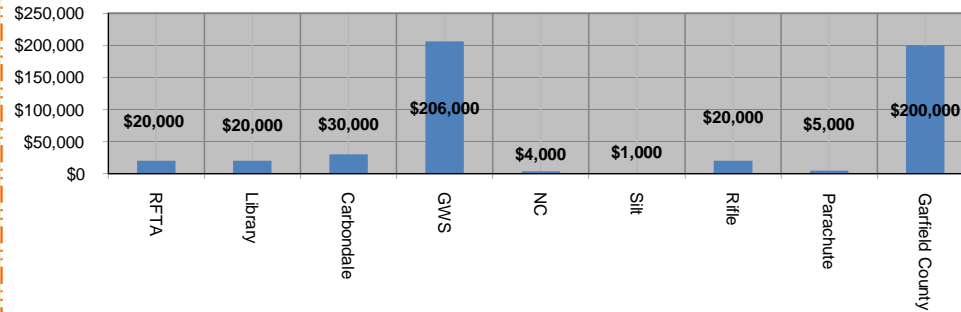
6). Sustainability Team and Clean Energy Financing



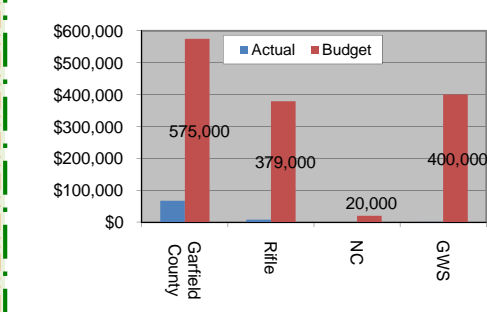
DOLA Reimbursement Grant



Local Cash Contribution

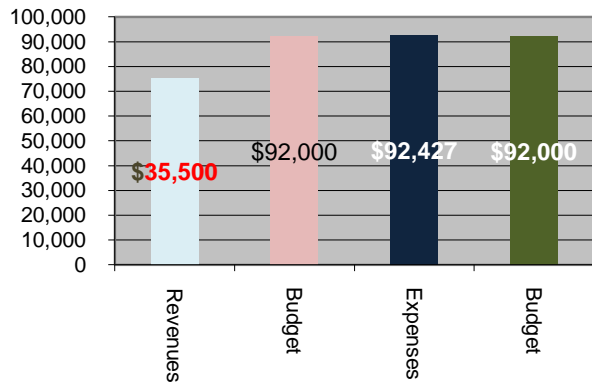


Local In-Kind Funds

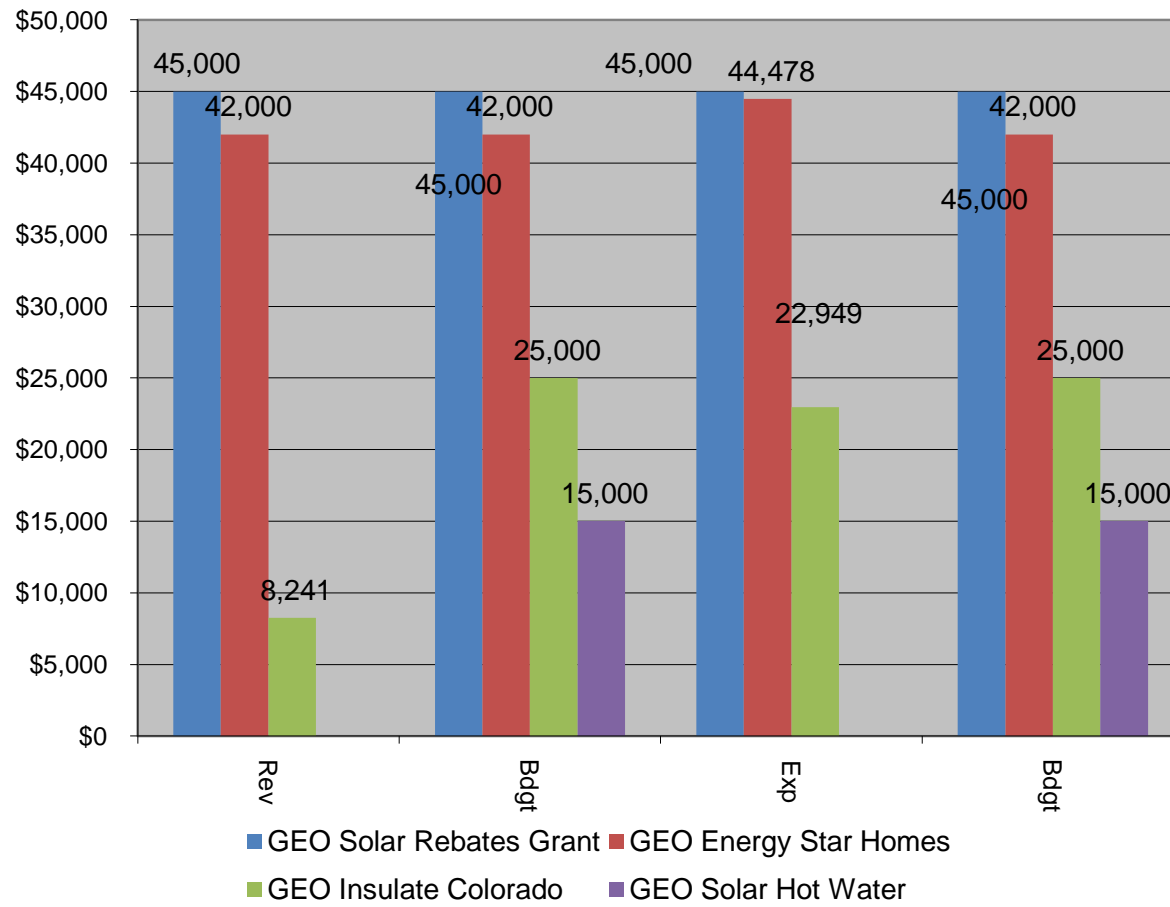


GARFIELD NEW ENERGY COMMUNITIES INITIATIVE COCKPIT CHART 2010

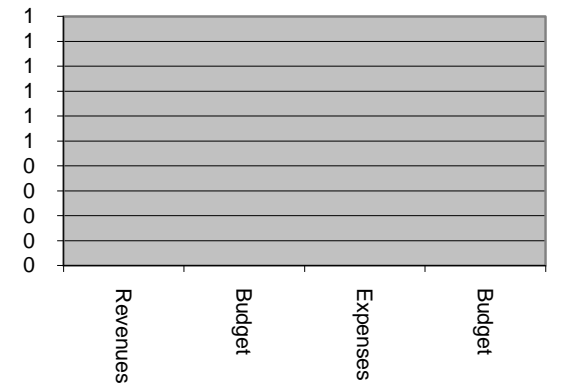
1). Residential Programs and Services



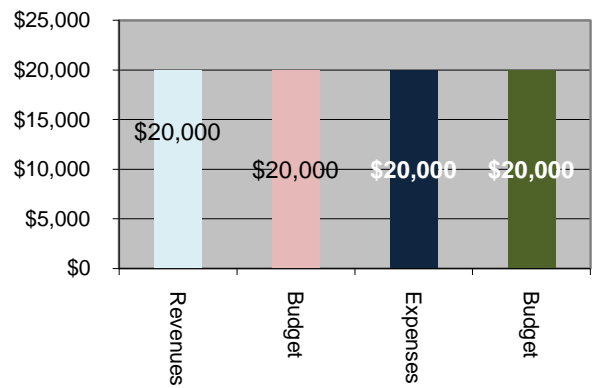
GEO Grants



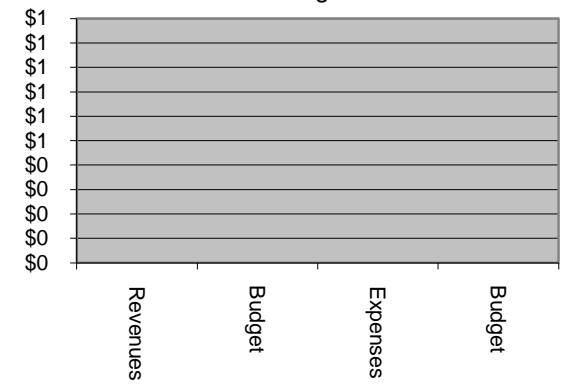
4). Greening Government



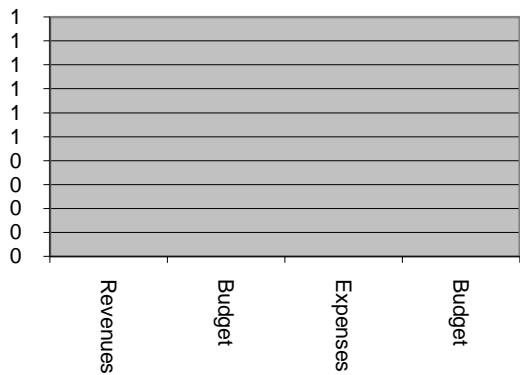
2). Commercial Programs and Services



5). Energy Efficient Transp. & Community Design



3). Renewable Energy



Total GEO Grants



6). Sustainability Team and Clean Energy Financing

