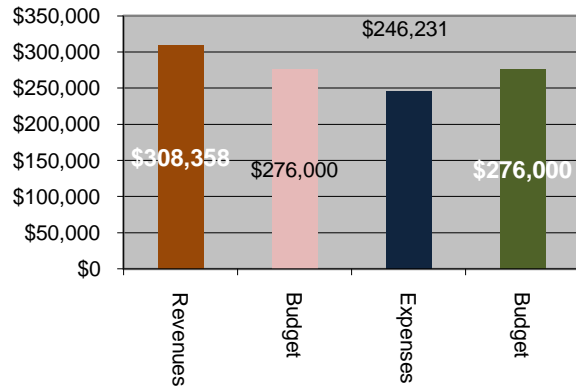
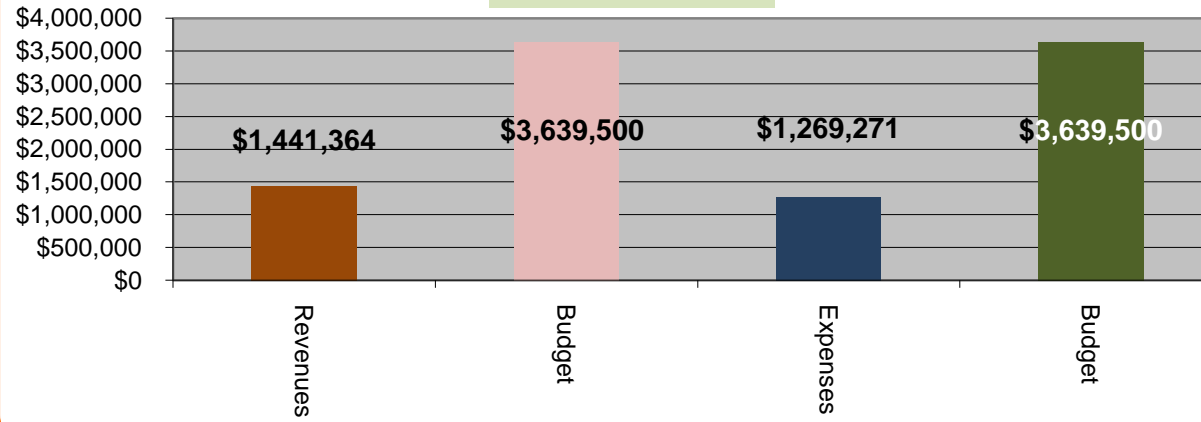


GARFIELD NEW ENERGY COMMUNITIES INITIATIVE COCKPIT CHART 2010

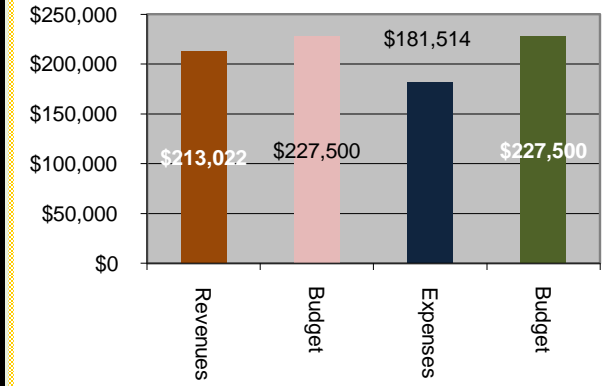
1). Residential Programs and Services



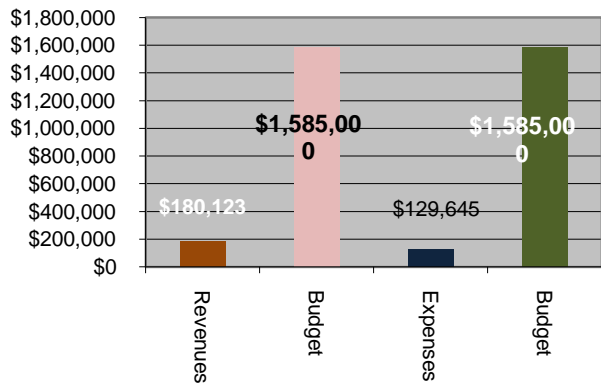
Total DOLA Grant



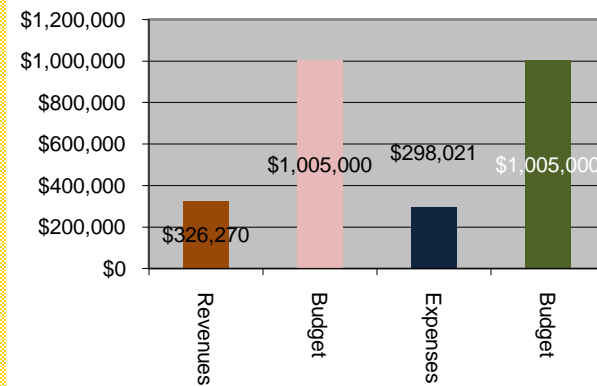
2). Commercial Programs and Services



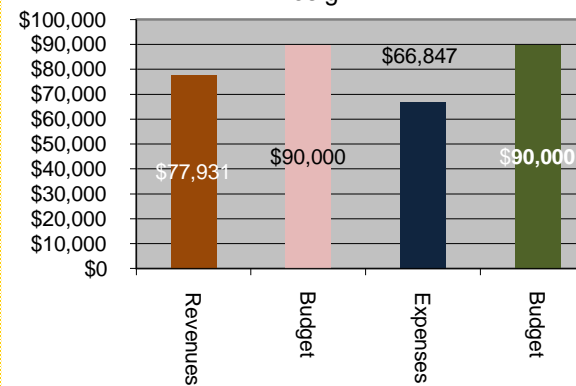
4). Greening Government



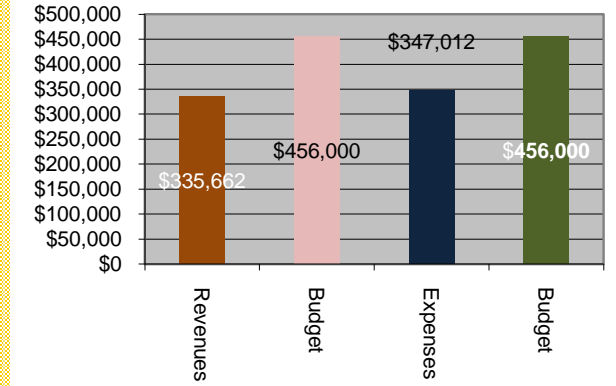
3). Renewable Energy



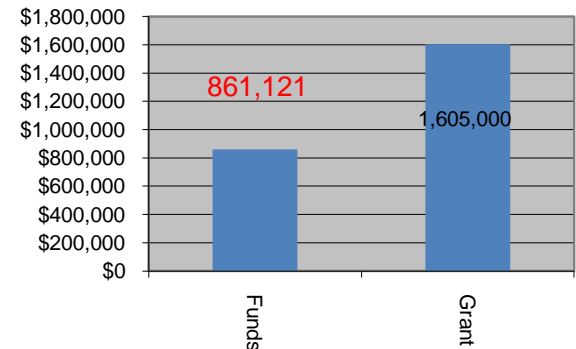
5). Energy Efficient Transp. & Community Design



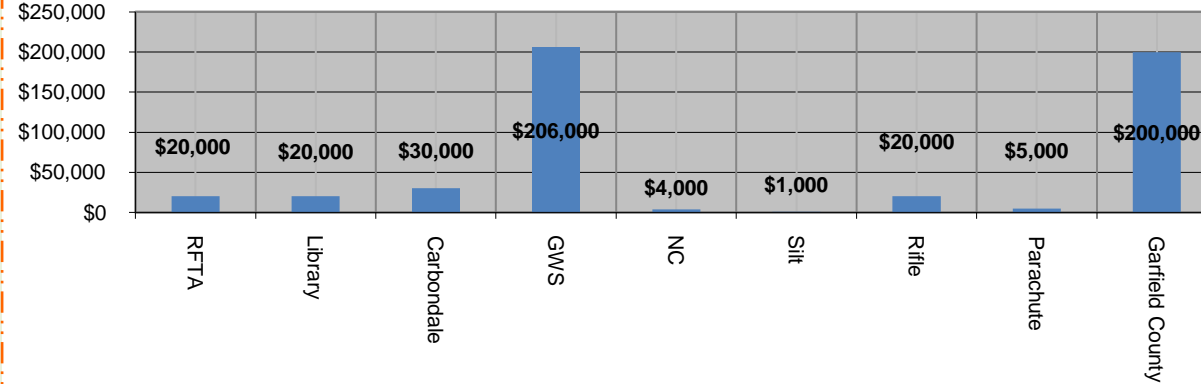
6). Sustainability Team and Clean Energy Financing



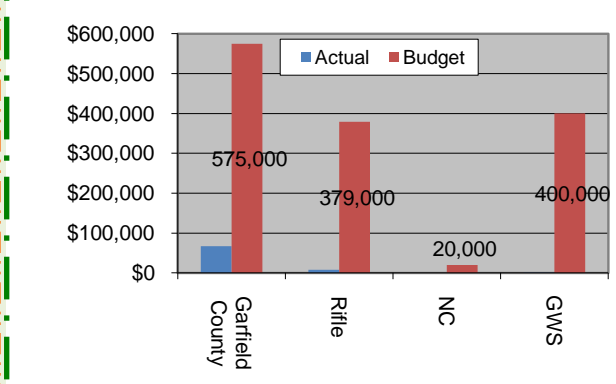
DOLA Reimbursement Grant



Local Cash Contribution



Local In-Kind Funds



Garfield New Energy Communities Initiative Operations Statistics		Jan-10	Feb-10	Mar-10	Apr-10	May-10	Jun-10	Jul-10	Aug-10	Sep-10	2010 Totals	LTD Totals	LTD Budget	Ovr/Undr Budget
CLEER P.O. (Vendor #5180)														
Fin	P.O. Awarded										\$ -			
Fin	Payments										\$ -			
Calc	Remaining Balance	\$ -	\$ -	\$ -	\$ -	\$ -	\$ -	\$ -	\$ -	\$ -	\$ -			
CLEER P.O. (Vendor #5180)														
Fin	P.O. Awarded (#2010-8)										\$ 511,878			
Fin	Payments		\$ (10,800)	\$ (54,018)	\$ (62,761)	\$ (81,949)	\$ (48,117)	\$ (37,252)	\$ (37,933)		\$ (332,830)			
Calc	Remaining Balance	\$ -	\$ (10,800)	\$ (54,018)	\$ (62,761)	\$ (81,949)	\$ (48,117)	\$ (37,252)	\$ (37,933)	\$ -	\$ 179,048			
CL09001 - DOLA														
Fin	Grant Awarded										\$ 1,605,000	\$ 1,605,000		
Fin	Funds Received		\$ (240,306)			\$ (35,655)	\$ (198,269)	\$ -			\$ (474,230)	\$ (861,121)		
Calc	Grant Remaining	\$ -	\$ 240,306	\$ -	\$ -	\$ 35,655	\$ 198,269	\$ -	\$ -	\$ -	\$ 1,130,770	\$ 743,879		
Exhibit D: DOLA (Revenues)														
Fin	1) Residential Programs and Services	5,250	7,140	-	-	7,525	14,368	-	-	-	34,283	\$ 308,358	\$ 276,000	32,358
Fin	2) Commercial Programs and Services	-	5,425	-	-	4,445	28,858	-	-	-	38,728	\$ 213,022	\$ 227,500	(14,479)
Fin	3) Geening Government	-	15,210	-	-	3,010	11,064	-	-	-	29,284	\$ 180,123	\$ 1,585,000	(1,404,878)
Fin	4) Renewable Energy	-	167,910	-	-	3,815	98,993	-	-	-	270,718	\$ 326,270	\$ 1,005,000	(678,730)
Fin	5) Energy Efficient Transp & Community Design	-	6,685	-	-	8,425	3,513	-	-	-	18,623	\$ 77,931	\$ 90,000	(12,070)
Fin	6) Sustainability Team and Clean Energy Financing	-	37,937	-	-	8,435	41,475	-	-	-	87,847	\$ 335,662	\$ 456,000	(120,338)
Calc	Revenues Subtotal	\$ 5,250	\$ 240,307	\$ -	\$ -	\$ 35,655	\$ 198,269	\$ -	\$ -	\$ -	\$ 479,481	\$ 1,441,364	\$ 3,639,500	(2,198,136)
Exhibit D: DOLA (Expenditures)														
Fin	1) Residential Programs and Services	(13,253)	2,118	5,005	13,890	12,066	2,345	455	1,610	-	24,236	\$ 246,231	\$ 276,000	29,769
Fin	2) Commercial Programs and Services	13,800		13,761	6,114	24,162	30,649	7,002	558	-	96,046	\$ 181,514	\$ 227,500	45,986
Fin	3) Geening Government	-		3,320	11,365	6,790	4,274	4,795	16,713	-	47,257	\$ 129,645	\$ 1,585,000	1,455,355
Fin	4) Renewable Energy	(3,509)	80,440	70	3,815	12,250	86,790	4,093	6,020	-	189,969	\$ 298,021	\$ 1,005,000	706,979
Fin	5) Energy Efficient Transp & Community Design	-		5,500	8,425	6,690	1,024	700	325	-	22,664	\$ 66,847	\$ 90,000	23,153
Fin	6) Sustainability Team and Clean Energy Financing	2,962	8,582	36,938	20,796	26,845	22,059	21,120	13,090	-	152,392	\$ 347,012	\$ 456,000	108,988
Calc	Expenditures Subtotal	\$ -	\$ 91,140	\$ 64,594	\$ 64,405	\$ 88,803	\$ 147,141	\$ 38,165	\$ 38,316	\$ -	\$ 532,563	\$ 1,269,271	\$ 3,639,500	2,370,229
Total		\$ 5,250	\$ 149,167	\$ (64,594)	\$ (64,405)	\$ (53,148)	\$ 51,128	\$ (38,165)	\$ (38,316)	\$ -	\$ (53,083)	\$ 172,094	\$ -	172,094
CLEER P.O. (Vendor #5180)														
Fin	P.O. Awarded (#2010-215)										\$ 37,500	\$ 37,500	\$ 37,500	-
Fin	Payments										\$ -	\$ -	\$ (37,500)	(37,500)
Calc	Remaining Balance	\$ -	\$ -	\$ -	\$ -	\$ -	\$ -	\$ -	\$ -	\$ -	\$ 37,500	\$ 37,500	\$ -	(37,500)
CL10001 - DOE EECBG														
Fin	Grant Awarded										\$ 227,500	\$ 227,500	\$ 227,500	-
Fin	Funds Received										\$ -	\$ -	\$ (227,500)	(227,500)
Calc	Grant Remaining	\$ -	\$ -	\$ -	\$ -	\$ -	\$ -	\$ -	\$ -	\$ -	\$ 227,500	\$ 227,500	\$ -	(227,500)
DOE EECBG (Revenues)														
Fin	1) Financial Incentives	-	-	-	-	-	-	-	-	-	-	\$ -	\$ 190,000	(190,000)
Fin	2) Planning, mgmt & payment processing	-	-	-	-	-	-	-	7,633	-	7,633	\$ 7,633	\$ 10,000	(2,367)
Fin	3) Communications Outreach	-	-	-	-	-	-	-	-	-	-	\$ -	\$ 7,500	(7,500)
Fin	4) Print & Radio Advertising, Print Materials	-	-	-	-	-	-	-	3,038	-	3,038	\$ 3,038	\$ 10,000	(6,962)
Fin	5) Tracking Energy Savings and Reporting	-	-	-	-	-	-	-	-	-	-	\$ -	\$ 10,000	(10,000)
Calc	Revenues Subtotal	\$ -	\$ -	\$ -	\$ -	\$ -	\$ -	\$ -	\$ 10,671	\$ -	\$ 10,671	\$ 10,671	\$ 227,500	(216,829)
DOE EECBG (Expenditures)														
Fin	1) Financial Incentives	-	-	-	-	-	-	-	-	-	-	\$ -	\$ 190,000	190,000
Fin	2) Planning, mgmt & payment processing	-	-	-	-	-	-	-	7,633	-	7,633	\$ 7,633	\$ 10,000	2,367
Fin	3) Communications Outreach	-	-	-	-	-	-	-	-	-	-	\$ -	\$ 7,500	7,500
Fin	4) Print & Radio Advertising, Print Materials	-	-	-	-	-	-	-	3,038	-	3,038	\$ 3,038	\$ 10,000	6,962
Fin	5) Tracking Energy Savings and Reporting	-	-	-	-	-	-	-	-	-	-	\$ -	\$ 10,000	10,000
Calc	Expenditures Subtotal	\$ -	\$ -	\$ -	\$ -	\$ -	\$ -	\$ -	\$ 10,671	\$ -	\$ 10,671	\$ 10,671	\$ 227,500	216,829
Total		\$ -	\$ -	\$ -	\$ -	\$ -	\$ -	\$ -	\$ -	\$ -	\$ -	\$ -	\$ -	-

Garfield New Energy Communities Initiative
Operations Statistics

	Jan-10	Feb-10	Mar-10	Apr-10	May-10	Jun-10	Jul-10	Aug-10	Sep-10	2010 Totals	LTD Totals	LTD Budget	Ovr/Undr Budget								
CL09003 - GEO ENERGY STAR HOMES (PO# 09-137)																					
Fin	Grant Awarded									\$ -	\$ 21,000										
Fin	Funds Received									\$ (5,250)	\$ (21,000)										
Calc	Grant Remaining									\$ 5,250	\$ -										
GEO ENERGY STAR HOMES																					
Fin	# of Homes									-											
Fin	Amount of Energy Saved									-											
GEO ENERGY STAR HOMES (Rev & Exp)																					
Fin	Revenues									\$ 5,250	\$ 21,000										
Fin	Expenses									\$ -	\$ -										
Calc	Total									\$ 5,250	\$ 21,000										
ELEMENTAL INCOME STATEMENT (\$K)																					
Fin	Local Government Grants									-											
Fin	Local Partner Grants (RFTA & Library)									-											
Fin	Community Partner Grants									-											
Fin	DOLA Proceeds									5	241										
Fin	DOE EECBG Proceeds									-	-										
Fin	Miscellaneous Revenue									-	-										
Calc	Total Revenue									5	241										
Fin	Project Management									-	-	(38)	(36)	(78)	(39)	(35)	(47)	-	(273)		
Fin	Services									-	(9)	(16)	(22)	(4)	(9)	(2)	(3)	-	(65)		
Fin	Supplies									-	(82)	(11)	(6)	(7)	(99)	(1)	-	-	(206)		
Fin	Other Expenses + Tresurer Fee									-	-	-	-	-	-	-	-	-	-		
Calc	Total Expenses									-	(91)	(65)	(64)	(89)	(147)	(38)	(50)	-	(544)		
Calc	Fund Balance Increase/(Decrease)									5	150	(65)	(64)	(53)	51	(38)	(39)	-	(53)		
Calc	LTD Fund Balance									231	381	316	252	199	250	212	173	-	173		
SELECTED BALANCE SHEET ACCOUNTS (\$K)																					
Fin	Cash in Bank Treasurer (M-end Balance)									71	79	315	251	195	249	211	173	-	249		
Fin	A/R - MB (M-end Balance)									160	252	-	-	-	-	-	-	-	-		