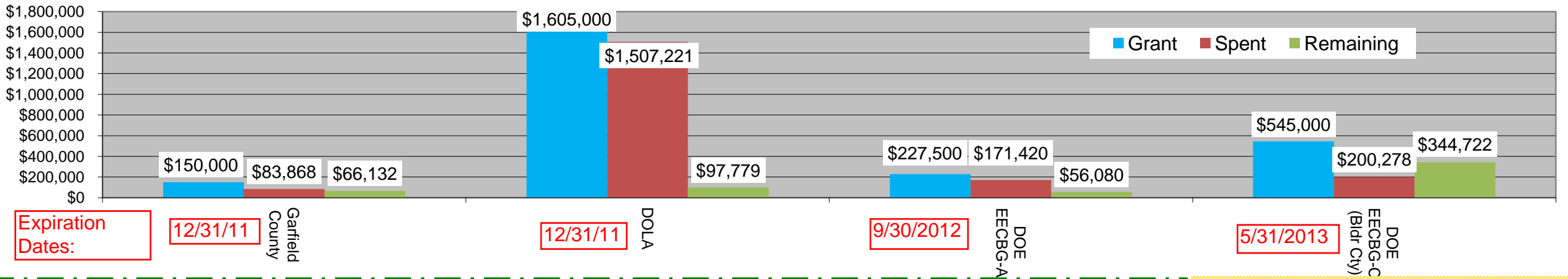
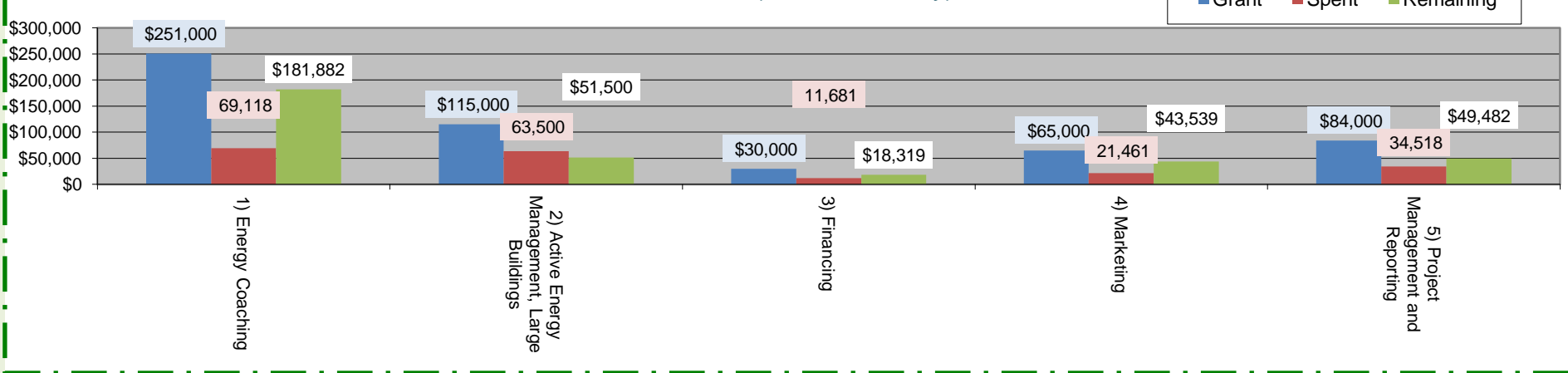


**GARFIELD CLEAN ENERGY
GRANTS COCKPIT CHART
10/31/2011**

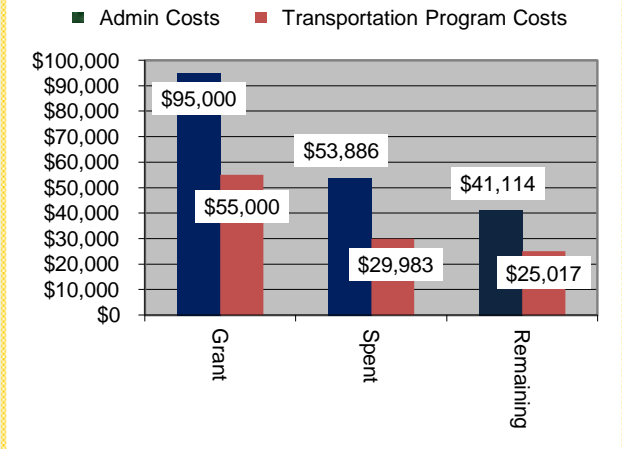
GCE GRANTS THROUGH GARFIELD COUNTY



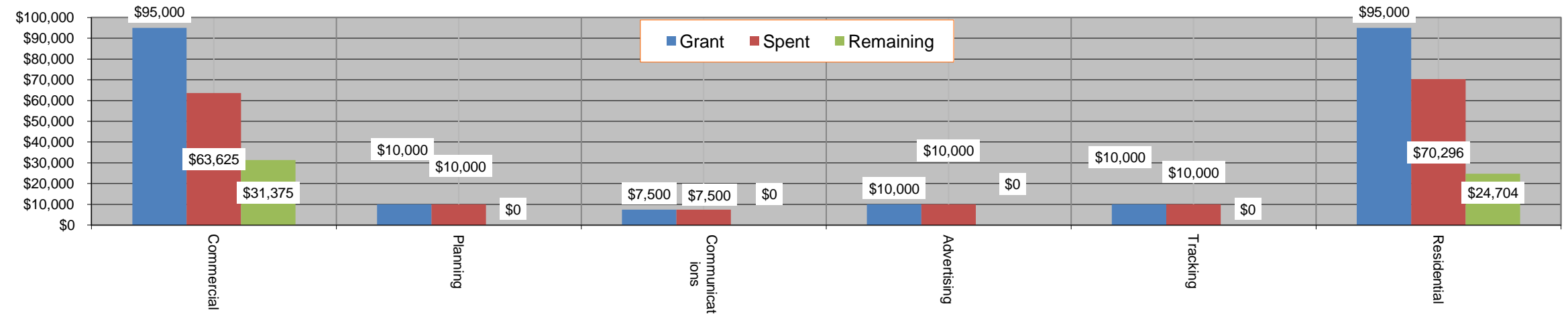
DOE EECBG-C (Boulder County)



Garfield County

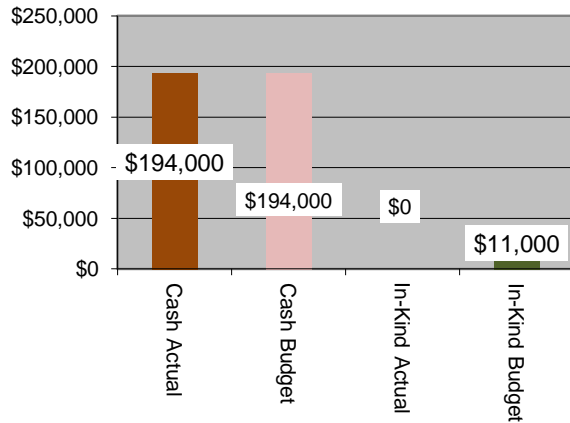


DOE EECBG-A

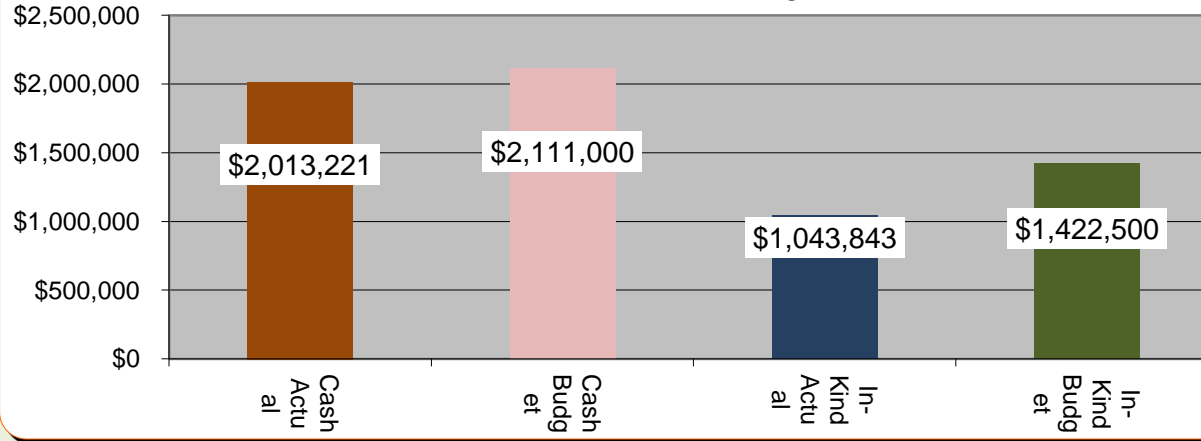


GARFIELD CLEAN ENERGY DOLA COCKPIT CHART 10/31/2011

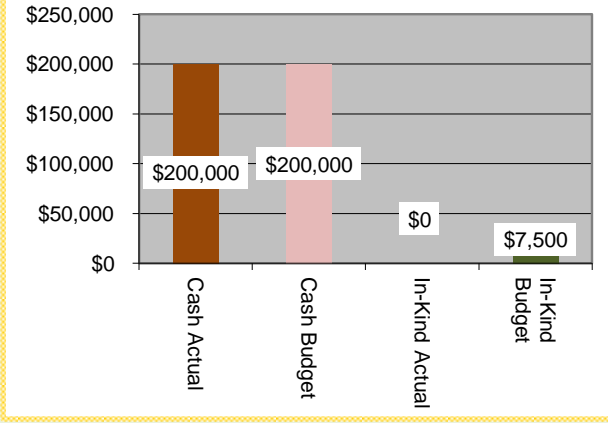
1). Residential Programs and Services



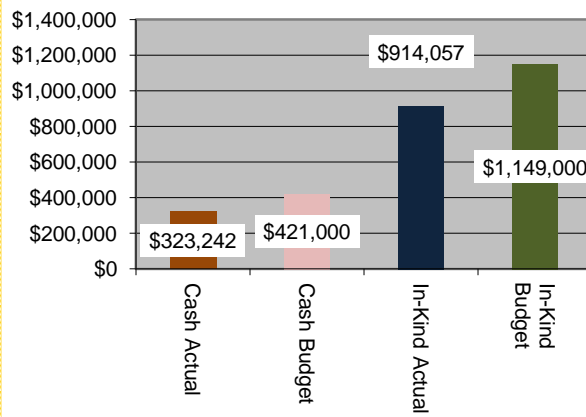
Total DOLA Grant excluding GEO



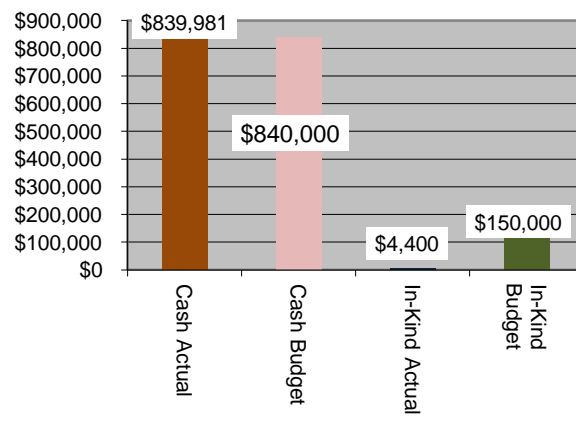
2). Commercial Programs and Services



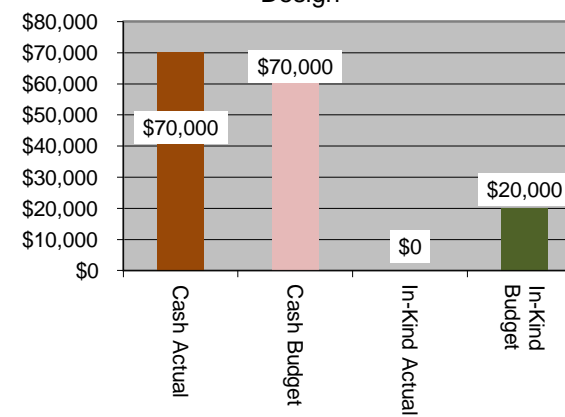
3). Greening Government



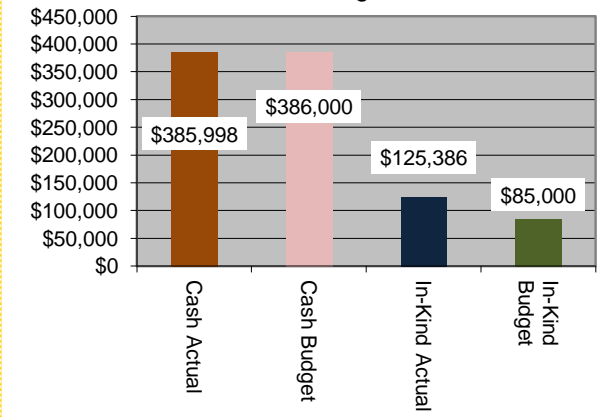
4). Renewable Energy



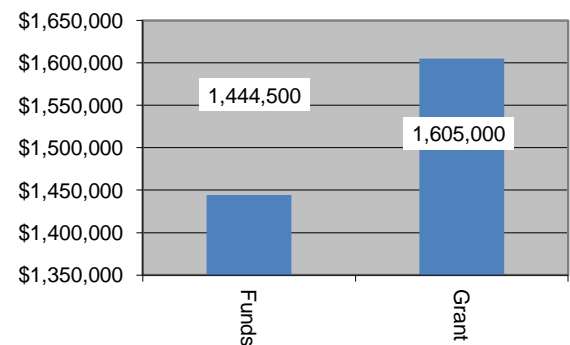
5). Energy Efficient Transp. & Community Design



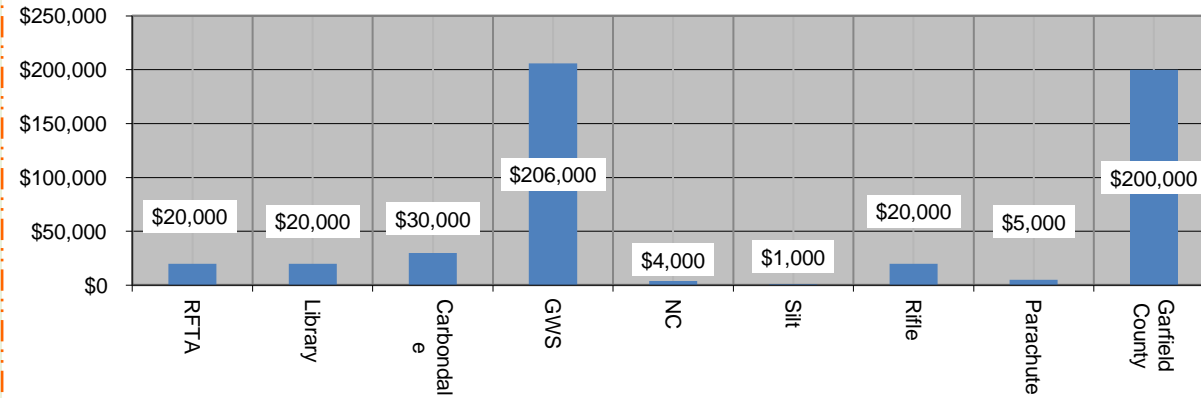
6). Sustainability Team and Clean Energy Financing



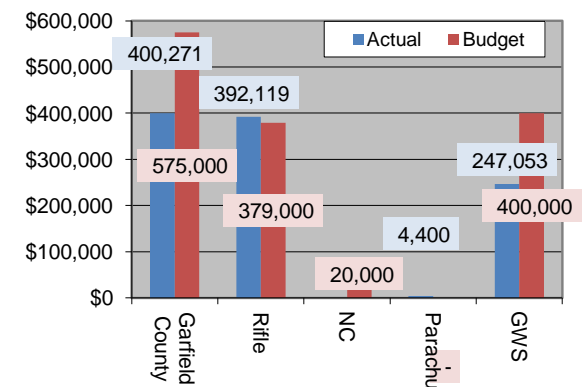
DOLA Reimbursement Grant



Local Cash Contribution



Local In-Kind Funds

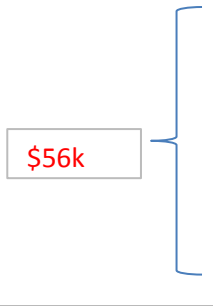


Garfield Clean Energy (GCE)

Operations Statistics

	Jan-11	Feb-11	Mar-11	Apr-11	May-11	Jun-11	Jul-11	Aug-11	Sep-11	Oct-11	Nov-11	2011 Totals	LTD Totals	LTD Budget	Ovr/Undr Budget
DOLA (Jim Rada)															
CLEER P.O. (Vendor #5180)															
Fin P.O. Awarded (#2011-299)												193,031	193,031	\$ 193,031	-
Fin Invoice Numbers	305	340	310	319	349	334 & 345	365 & 371	390	380	393					
Fin Greening Gov - Energy Audits (CL09001.3.1)			\$ (1,313)	\$ (244)	\$ (15,775)	\$ (7,275)	\$ (5,175)	\$ (11,477)	\$ (863)	\$ (1,481)		(43,602)	(43,602)	\$ (141,360)	(97,758)
Fin Renewable Energy - PV Install (CL09001.4.2)	\$ (956)											(956)	(956)	\$ (956)	-
Fin Renewable Energy - Garfield 1 MW (CL09001.4.3)		\$ (15,199)	\$ (6,563)	\$ (825)	\$ (2,899)			\$ (120)				(25,606)	(25,606)	\$ (25,625)	(19)
Fin Sustainability Team and Financing - (CL09001.6.12)				\$ (6,825)		\$ (7,313)	\$ (6,488)		\$ (4,462)			(25,088)	(25,088)	\$ (25,090)	(2)
Calc Remaining Balance	\$ (956)	\$ (15,199)	\$ (7,875)	\$ (7,894)	\$ (18,674)	\$ (14,588)	\$ (11,663)	\$ (11,597)	\$ (5,325)	\$ (1,481)	\$ -	\$ 97,779	\$ 97,779	\$ 0	(97,779)
LOCAL CASH CONTRIBUTIONS															
RFTA												-	20,000	\$ 20,000	-
Library												-	20,000	\$ 20,000	-
Carbondale												-	30,000	\$ 30,000	-
GWS												-	206,000	\$ 206,000	-
NC												-	4,000	\$ 4,000	-
Silt												-	1,000	\$ 1,000	-
Rifle												-	20,000	\$ 20,000	-
Parachute												-	5,000	\$ 5,000	-
Garfield County												-	200,000	\$ 200,000	-
Calc Total Local Cash Contributions	\$ -	\$ -	\$ -	\$ -	\$ -	\$ -	\$ -	\$ -	\$ -	\$ -	\$ -	\$ -	506,000	\$ 506,000	-
LOCAL IN-KIND CONTRIBUTIONS															
GWS												-	247,053	\$ 400,000	(152,947)
NC												-	-	\$ 20,000	(20,000)
Rifle												-	392,119	\$ 379,000	13,119
Parachute												-	4,400	\$ -	4,400
Garfield County												-	400,271	\$ 575,000	(174,729)
Calc Total Local In-Kind Contributions	\$ -	\$ -	\$ -	\$ -	\$ -	\$ -	\$ -	\$ -	\$ -	\$ -	\$ -	\$ -	1,043,843	\$ 1,374,000	(170,329)
COMMUNITY PARTNER FUNDS															
Calc Total Community Partner Funds	\$ -	\$ -	\$ -	\$ -	\$ -	\$ -	\$ -	\$ -	\$ -	\$ -	\$ -	\$ -	\$ -	\$ 48,500	(48,500)
GEO CONTRIBUTIONS															
Calc Total GEO Contributions	\$ -	\$ -	\$ -	\$ -	\$ -	\$ -	\$ -	\$ -	\$ -	\$ -	\$ -	\$ -	\$ 74,179	\$ 106,000	(31,821)
INTEREST INCOME															
Calc Total Interest Income	\$ 54	\$ 8	\$ 9	\$ 17	\$ 6	\$ 9	\$ 8	\$ 6	\$ 5	\$ -	\$ -	\$ 122	\$ 1,008	\$ -	1,008
CL09001 - DOLA															
Fin Grant Awarded													1,605,000	\$ 1,605,000	-
Fin Funds Received			\$ (50,100)			\$ (49,271)						(99,371)	(1,444,500)	\$ (1,605,000)	(160,500)
Calc Grant Remaining	\$ -	\$ -	\$ 50,100	\$ -	\$ -	\$ 49,271	\$ -	\$ -	\$ -	\$ -	\$ -	\$ (99,371)	\$ 160,500	\$ -	(160,500)
Exhibit D: DOLA (Expenditures)															
Fin 1) Residential Programs and Services												-	248,179	\$ 276,000	27,821
Fin 2) Commercial Programs and Services												-	220,000	\$ 227,500	7,500
Fin 3) Geening Government	246,938		1,557	15,775	7,275	5,175	11,477	863	1,481			290,541	1,234,665	\$ 1,555,000	320,335
Fin 4) Renewable Energy	133,556	15,199	7,388	2,899			120					159,162	844,379	\$ 1,005,000	160,621
Fin 5) Energy Efficient Transp & Community Design												-	69,999	\$ 90,000	20,001
Fin 6) Sustainability Team and Clean Energy Financing			6,825		7,313	6,488		4,462				25,088	511,384	\$ 486,000	(25,384)
Calc Expenditures Subtotal	\$ 380,494	\$ 15,199	\$ 15,770	\$ 18,674	\$ 14,588	\$ 11,663	\$ 11,597	\$ 5,325	\$ 1,481	\$ -	\$ -	\$ 474,791	\$ 3,128,607	\$ 3,639,500	510,893

Garfield Clean Energy (GCE) Operations Statistics	Jan-11	Feb-11	Mar-11	Apr-11	May-11	Jun-11	Jul-11	Aug-11	Sep-11	Oct-11	Nov-11	2011 Totals	LTD Totals	LTD Budget	Ovr/Undr Budget	
Sustainability & Transportation Program Costs (Jim Rada)																
CLEER P.O. (Vendor #5180)																
Fin P.O. Awarded (#2011-71)												150,000	150,000	\$ 150,000	-	
Fin Payments out of GF			\$ (6,338)	\$ (12,693)		\$ (10,725)	\$ (1,274)	\$ (24,638)	\$ (12,900)	\$ (15,300)		(83,868)	(83,868)	\$ (150,000)	(66,132)	
Calc Remaining Balance	\$ -	\$ -	\$ (6,338)	\$ (12,693)	\$ -	\$ (10,725)	\$ (1,274)	\$ (24,638)	\$ (12,900)	\$ (15,300)	\$ -	\$ 66,132	\$ 66,132	\$ -	(66,132)	
CL11002 - GCE Partnership Mgt & Energy Indep Trans Prog																
Fin Partnership Anagement, general services	3,563	1,950	9,168	6,750	9,317	5,813	9,600	7,725				53,886	53,886	\$ 95,000	(41,115)	
Fin Transportation Program Costs	375	450	3,525	3,975	6,508	4,275	3,300	7,575				29,983	29,983	\$ 55,000	(25,017)	
Calc Total	\$ 3,938	\$ 2,400	\$ 12,693	\$ 10,725	\$ 15,825	\$ 10,088	\$ 12,900	\$ 15,300	\$ -	\$ -	\$ -	\$ 83,869	\$ 83,869	\$ 150,000	(198,396)	
LOCAL CASH CONTRIBUTIONS																
RFTA												5,000	5,000		-	
Library												1,000	1,000		-	
Carbondale												10,000	10,000		-	
GWS												30,000	30,000		-	
NC												4,000	4,000		-	
Silt												-	-		-	
Rifle												4,500	4,500		-	
Parachute												1,500	1,500		-	
Garfield County												94,000	94,000		-	
Calc Total Local Cash Contributions	\$ -	\$ -	\$ -	\$ -	\$ -	\$ 150,000	\$ -	\$ -	\$ -	\$ -	\$ -	\$ 150,000	\$ -	\$ -	-	
Garfield Clean Energy Challenge (Jim Rada)																
CLEER P.O. (Vendor #5180)																
Fin P.O. Awarded (#2011-146)												2,248	37,500	\$ 37,500	-	
Fin Payments out of Garfield County Grant Fund									\$ (2,248)			(2,248)	(35,252)	\$ (37,500)	(2,248)	
Calc Remaining Balance	\$ -	\$ -	\$ -	\$ -	\$ -	\$ -	\$ -	\$ -	\$ (2,248)	\$ -	\$ -	\$ -	\$ 2,248	\$ -	(2,248)	
CL10001 - DOE EECBG-A																
Fin Grant Awarded												-	227,500	\$ 227,500	-	
Fin Funds Received	\$ (12,811)	\$ (11,723)	\$ (6,442)	\$ (2,701)	\$ (1,582)	\$ (8,796)	\$ (1,027)	\$ (5,216)	\$ (18,408)	\$ (39,029)		(107,735)	(171,420)	\$ (227,500)	(56,080)	
Calc Grant Remaining	\$ 12,811	\$ 11,723	\$ 6,442	\$ 2,701	\$ 1,582	\$ 8,796	\$ 1,027	\$ 5,216	\$ 18,408	\$ 39,029	\$ -	\$ (107,735)	\$ 56,080	\$ -	(56,080)	
DOE EECBG-A (Revenues)																
Fin 10) DOE Reimbursement Revenue	12,811	11,723	6,442	2,701	1,582	8,796	1,027	5,216	18,408	39,029		107,735	171,420	\$ 227,500	(56,080)	
Calc Revenues Subtotal	\$ 12,811	\$ 11,723	\$ 6,442	\$ 2,701	\$ 1,582	\$ 8,796	\$ 1,027	\$ 5,216	\$ 18,408	\$ 39,029	\$ -	\$ 107,735	\$ 171,420	\$ 227,500	(56,080)	
DOE EECBG-A (Expenditures)																
Fin 1) Financial Incentives - Commercial	3,833	8,326	996	1,137	-	5,716	1,487	1,655	15,000	10,681		48,831	63,625	\$ 95,000	31,375	
Fin 2) Planning, mgmt & payment processing												-	10,000	\$ 10,000	-	
Fin 3) Communications Outreach									255			255	7,500	\$ 7,500	-	
Fin 4) Print & Radio Advertising, Print Materials									1,993			1,993	10,000	\$ 10,000	-	
Fin 5) Tracking Energy Savings and Reporting												-	10,000	\$ 10,000	-	
Fin 6) Financial Incentives - Residential	8,978	3,397	5,446	1,764	2,347	2,026	90	3,561	700	28,348		56,657	70,296	\$ 95,000	24,704	
Calc Expenditures Subtotal	\$ 12,811	\$ 11,723	\$ 6,442	\$ 2,901	\$ 2,347	\$ 7,742	\$ 1,577	\$ 5,216	\$ 17,948	\$ 39,029	\$ -	\$ 107,736	\$ 171,421	\$ 227,500	56,079	
Total	\$ -	\$ -	\$ -	\$ (200)	\$ (765)	\$ 1,054	\$ (550)	\$ -	\$ 460	\$ -	\$ -	\$ (1)	\$ (1)	\$ -	(1)	



Garfield Clean Energy (GCE)

Operations Statistics

	Jan-11	Feb-11	Mar-11	Apr-11	May-11	Jun-11	Jul-11	Aug-11	Sep-11	Oct-11	Nov-11	2011 Totals	LTD Totals	LTD Budget	Ovr/Undr Budget
Energy Efficiency Incentives & Retrofits (Jim Rada)															
CLEER P.O. (Vendor #5180)															
Fin	P.O. Awarded (#2011-95)											545,000	545,000	\$ 545,000	-
Fin	Payments out of Garfield County Grant Fund											(200,277)	(200,277)	\$ (545,000)	(344,723)
Calc	Remaining Balance											\$ 344,723	\$ 344,723	\$ -	(344,723)
CL11001 - DOE EECBG-C															
Fin	Grant Awarded											545,000	545,000	\$ 545,000	-
Fin	Funds Received from Boulder County											(200,277)	(200,277)	\$ (545,000)	(344,723)
Calc	Grant Remaining											\$ 344,723	\$ 344,723	\$ -	(344,723)
DOE EECBG-C (Revenues)															
Fin	10) DOE Boulder Cty Reimbursement Revenue											200,278	200,278	\$ 545,000	(344,722)
Calc	Revenues Subtotal											\$ 200,278	\$ 200,278	\$ 545,000	(344,722)
DOE EECBG-C (Expenditures)															
Fin	1) Energy Coaching											69,118	69,118	\$ 251,000	181,883
Fin	2) Active Energy Management, Large Buildings											63,500	63,500	\$ 115,000	51,500
Fin	3) Financing											11,681	11,681	\$ 30,000	18,319
Fin	4) Marketing											21,461	21,461	\$ 65,000	43,540
Fin	5) Project Management and Reporting											34,518	34,518	\$ 84,000	49,482
Calc	Expenditures Subtotal											\$ 200,277	\$ 200,277	\$ 545,000	344,723
Total											\$ 0	\$ 0	\$ -	0	